



**KUMAR & JAYAKRISHNAN**  
**Chartered Accountants**  
C.J.FOREVER, 3<sup>rd</sup> FLOOR,  
BAJAJ NAGAR  
NAGPUR.

### AUDITOR'S REPORT

We have audited attached financial statements of the **YESHWANTRAO CHAVAN COLLEGE OF ENGINEERING, NAGPUR** Managed by **NAGAR YUWAK SHIKHSHAN SANSTHA, NAGPUR** as of and for the year ended on 31<sup>st</sup> March 2023. These financial statements are the responsibility of the management of the trust. Our responsibility is to express an opinion on these financial statements based on our audits.

We have conducted our audits in accordance with the auditing standards generally accepted in the India. Those standards require that we plan and perform the audit to obtain reasonable assurance about whether the financial statements are free of material misstatement. An audit includes consideration of internal control over financial reporting as a basis for the designing audit procedure that are appropriate in the circumstances, an audit also includes examining, on test basis, evidences supporting the amounts and the disclosures in the financial statements, assessing accounting principles used and significant estimates made by the management, as well as evaluating the financial statement presentations. We believe that our audits provide the reasonable basis for our opinion. On the basis of our audits, report that-

1. We have obtained all the information and explanations, which to the best of our knowledge and belief are necessary for the purpose of Audit and for determination of fees by the Authority
2. Proper books of accounts as required by law have been kept.
3. The Balance Sheet and Income and Expenditure Account referred to in this report are in agreement with the books of accounts maintained.
4. Mercantile Method of accounting is consistently followed by the institution and there is no change carried out during previous year.

In our opinion and to the best of our information and according to the explanation given to us, the said Financial Statements gives a true and fair view.

- a) In so far it relates to Balance Sheet of the State of Affairs of the Trust as on 31<sup>st</sup> March 2023.
- b) In case of Income and Expenditure Account of Surplus for the year ended on 31<sup>st</sup> March 2023.

Place : Nagpur  
Date : 10.09.2023

**KUMAR & JAYAKRISHNAN**  
**CHARTERED ACCOUNTANTS**  
F.R.N. : 113708W



*[Signature]*  
**G.V.KUMAR**  
**PARTNER**  
M. No. : 100861  
UDIN: 23100861BGVABH5614



KUMAR & JAYAKRISHNAN  
CHARTERED ACCOUNTANTS  
C.J. FOREVER, 3rd FLOOR  
BAJAJ NAGAR, NAGPUR

YESHWANTRAO CHAVAN COLLEGE OF ENGINEERING - NAGPUR [YCCE + TEQIP]

MANAGED BY : - NAGAR YUWAK SHIKSHAN SANSTHA - NAGPUR

BALANCE SHEET AS ON 31ST MARCH 2023

FUNDS & LIABILITIES	AMOUNT	PROPERTY & ASSETS	AMOUNT
<u>FUNDS (ANN"DD")</u>	87,27,27,378.63	<u>IMMOVABLE &amp; MOVABLE PROPERTIES (ANN"AA")</u>	68,09,13,633.19
<u>OTHER DEBIT BALANCES (ANN"BB")</u>		<u>OTHER DEBIT BALANCES (ANN"BB")</u>	
Staff	1,76,69,274.00	Staff	1,10,000.00
Students	11,57,75,873.75	Students	35,36,11,641.90
Caution Money Deposit	41,40,000.00	Other Liabilities	8,03,550.00
Others	51,73,309.70		35,45,25,191.90
	14,27,58,457.45	<u>DEPOSIT &amp; INVESTMENTS (ANN"CC")</u>	3,00,50,336.60
<u>PROVISION (ANN"EE")</u>	4,70,13,806.00	<u>PROVISION (ANN"EE")</u>	5,20,933.00
<u>SUNDRY CREDITORS (ANN"FF")</u>	1,64,43,275.02	<u>SUNDRY DEBTORS (ANN"FF")</u>	38,04,525.68
<u>LOANS &amp; ADVANCES</u>		<u>CLOSING BALANCE (ANN"GG")</u>	
Loan From Maharashtra Govt.	1,30,39,789.00	Cash in hand	53,513.00
Nagar Yuwak Shikshan Santha	77,11,643.09	Cash With Banks	2,99,67,415.82
Innoquip Instruments (LLP)	1,41,200.00		3,00,20,928.82
	78,52,843.09		
<b>TOTAL RS...</b>	<b>1,09,98,35,549.19</b>	<b>TOTAL RS...</b>	<b>1,09,98,35,549.19</b>

PLACE : NAGPUR  
DATE : 10.09.2023

AS PER OUR REPORT OF EVEN DATE  
KUMAR & JAIKRISHNAN  
CHARTERED ACCOUNTANTS  
F.R.N. 113708W



(G.V. KUMAR)  
PARTNER  
M.NO. 100861  
UDIN: 23100861BGVABH5614



KUMAR & JAYAKRISHNAN  
CHARTERED ACCOUNTANTS  
C.J. FOREVER, 3rd FLOOR  
BAJAJ NAGAR, NAGPUR

YESHWANTRAO CHAVAN COLLEGE OF ENGINEERING - NAGPUR [YCCE + TEQIP]  
MANAGED BY : - NAGAR YUWAK SHIKSHAN SANSTHA - NAGPUR  
INCOME AND EXPENDITURE ACCOUNT FOR THE YEAR ENDED ON 31ST MARCH 2023

EXPENDITURE	AMOUNT	INCOME	AMOUNT
TO, <u>EDUCATION EXPENDITURE</u>		BY, <u>INCOME : (ANN "A")</u>	
Salaries & Allowance (ANN "B")	60,79,36,710.88	Fees and Fines	84,88,37,819.50
Contingencies (ANN "C")	22,34,31,786.61	Other Income	24,48,354.25
Interest Paid on TEQIP Loan	7,28,569.00		
	83,20,97,066.49		85,12,86,173.75
TO, <u>DEPRECIATION (ANN"AA")</u>	2,38,07,084.00		
Depreciation Written Back	62,94,415.00		
<u>EXCESS OF INCOME OVER EXPENDITURE</u>	16,76,438.26		
(Carried Over to Society Account)			
TOTAL	85,12,86,173.75	TOTAL	85,12,86,173.75

PLACE : NAGPUR  
DATE : 10.09.2023



AS PER OUR REPORT OF EVEN DATE  
KUMAR & JAIKRISHNAN  
CHARTERED ACCOUNTANTS  
F.R.N. 113708W

(G.V. KUMAR)  
PARTNER  
M.NO. 100861  
UDIN: 23100861BGVABH5614



**YESHWANTRAO CHAVAN COLLEGE OF ENGINEERING [YCCE+ TEQIP]**

**MANAGED BY: NAGAR YUWAK SHIKSHAN SANSTHA -NAGPUR**

**ANNEXURE "AA"**

**LIST OF IMMOVABLE & MOVABLE PROPERTY AS ON 31ST MARCH -2023**

SR.NO	PARTICULARS	BALANCE AS ON 01.04.2022	ADDITION FROM 1.04.2022 TO 30.09.2022	ADDITION FROM 1.09.2022 TO 31.03.2023	(SOLD)/ TRNS / Write Off	GROSS BLOCK AS ON 31.03.2023	DEPR N RATE	DEPRECIATION FUND AS ON 01.04.2022	DEPRECIATION ON ASSETS FROM 01.04.2022 TO 30.09.2022	DEPRECIATION ON ASSETS FROM 01.10.2022 TO 31.03.23	DEPRECIATION ON 31.03.2023	DEPRECIATION FUND IN ASSET SOLD TRF. / W OFF (-)	REVALUATI ON / RESERVE	DEPRECIATION FUND UPTO 31.03.2023	NET BLOCK AS ON 31.03.2023
		1	2	3	4	5	6	7	8	9	(10=(8+9))	12	13	14	(15=(5-14))
<b>IMMOVABLE PROPERTY</b>															
1	COLLEGE BUILDING	26,55,83,663.77	10,33,326.00			26,66,16,989.77	10%	16,25,51,584.00	1,04,06,540.00	-	1,04,06,540.00			17,29,58,124.00	9,36,58,865.77
2	COLLEGE BUILDING CCC	70,50,000.00				70,50,000.00	10%	57,34,772.00	1,31,523.00	-	1,31,523.00			58,66,295.00	11,83,705.00
3	COLLEGE BUILDING (PTDC)	1,34,43,296.00				1,34,43,296.00	10%	1,17,53,500.00	1,68,980.00	-	1,68,980.00			1,19,22,480.00	15,20,816.00
4	COLLEGE BUILDING (WIP)														
5	CONTAINER CANTEN		5,94,539.00	4,73,874.00		10,68,413.00	10%		59,454.00	23,694.00	83,148.00			83,148.00	9,85,265.00
	<b>TOTAL (A)</b>	<b>28,60,76,959.77</b>	<b>16,27,865.00</b>	<b>4,73,874.00</b>	<b>-</b>	<b>28,81,78,698.77</b>		<b>18,00,39,856.00</b>	<b>1,07,66,497.00</b>	<b>23,694.00</b>	<b>1,07,90,191.00</b>	<b>-</b>	<b>-</b>	<b>19,08,30,047.00</b>	<b>9,73,48,651.77</b>
<b>MOVABLE PROPERTIES</b>															
1	COMPUTERS & PERIPHERALS & SOFTWARE	12,75,34,304.30	2,43,903.00	36,17,420.22	(55,40,692.00)	12,58,54,935.52	40%	12,25,54,824.47	20,87,017.00	7,23,484.00	28,10,501.00	(55,34,851.00)		11,98,30,474.47	60,24,461.05
2	COMPUTERS EQUIPMENT (M-Tech)	63,970.00				63,970.00	40%	63,970.00	-	-	-			63,970.00	-
3	COMPUTERS EQUIPMENT (DST-FIST)	10,800.00				10,800.00	40%	10,212.00	235.00	-	235.00			10,447.00	353.00
4	COMPUTERS EQUIPMENT (DST-SERB)	17,83,954.00				17,83,954.00	40%	13,98,620.00	1,54,134.00	-	1,54,134.00			15,52,754.00	2,31,200.00
5	COMPUTERS EQUIPMENT (TBI Foundation)	8,49,309.00				8,49,309.00	40%	5,62,228.00	1,14,832.00	-	1,14,832.00			6,77,060.00	1,72,249.00
6	COMPUTERS EQUIPMENT-SPDP	9,62,217.00				9,62,217.00	40%	6,84,271.00	1,11,178.00	-	1,11,178.00			7,95,449.00	1,66,768.00
7	SOFTWARE DEVELOPMENT -SPDP	8,82,988.00				8,82,988.00	40%	7,04,812.00	71,270.00	-	71,270.00			7,76,082.00	1,06,906.00
8	SOFTWARE DEVELOPMENT - (DST-SERB)	4,72,000.00				4,72,000.00	40%	3,70,048.00	40,781.00	-	40,781.00			4,10,829.00	61,171.00
9	SOFTWARE DEVELOPMENT - (MODROB - E&T)	6,11,712.00				6,11,712.00	40%	4,32,480.00	71,693.00	-	71,693.00			5,04,173.00	1,07,539.00
11	DST-FIST LAB SOFTWARE	17,30,920.00				17,30,920.00	40%	17,30,898.00	9.00	-	9.00			17,30,907.00	13.00
12	COMPUTER PERIPHERALS (R P S)	12,59,623.00				12,59,623.00	40%	12,51,656.00	3,187.00	-	3,187.00			12,54,843.00	4,780.00
13	LAB & EQUIPMENT INSTALLATION	9,59,74,320.53		5,41,275.48	(1,83,250.00)	9,63,32,346.01	15%	7,57,40,369.98	30,34,417.00	40,596.00	30,75,013.00	(1,78,743.00)		7,86,36,639.98	1,76,95,706.03
14	LAB & EQUIPMENT INSTALLATION (M-Tech)	81,401.00				81,401.00	15%	74,148.00	1,088.00	-	1,088.00			75,236.00	6,165.00
15	LAB & EQUIPMENT INSTALLATION.(RPS)	63,60,428.00	3,06,800.00	56,050.00		67,23,278.00	15%	42,88,359.00	3,56,830.00	4,204.00	3,61,034.00			46,49,393.00	20,73,885.00
16	LAB & EQUIPMENT INSTALLATION.(MODROB)	32,18,842.70				32,18,842.70	15%	6,72,105.00	3,82,011.00	-	3,82,011.00			10,54,116.00	21,64,726.70
17	LAB & EQUIPMENT INSTALLATION.(TBI Foundation)	21,18,716.00	29,73,600.00			50,92,316.00	15%	7,00,544.00	6,58,766.00	-	6,58,766.00			13,59,310.00	37,33,006.00
18	MODRAB SCIENCE EQUIPMENT	57,63,229.00				57,63,229.00	15%	45,18,664.00	1,86,685.00	-	1,86,685.00			47,05,349.00	10,57,880.00
19	LIBRARY BOOKS	3,65,82,959.96	7,400.00	2,18,095.00		3,68,08,454.96	15%	2,97,46,414.00	10,26,592.00	16,357.00	10,42,949.00			3,07,89,363.00	60,19,091.96
20	LIBRARY BOOKS (M-Tech)	18,63,095.00				18,63,095.00	15%	14,10,473.00	67,893.00	-	67,893.00			14,78,366.00	3,84,729.00
21	JOURNALS & PERIODICALS	71,25,811.34	6.00	1.00		71,25,818.34	15%	62,28,416.00	1,34,610.00	-	1,34,610.00			63,63,026.00	7,62,792.34
22	ELECTRICALS INSTALLATION	1,44,99,288.00	7,30,183.00	2,24,654.00		1,54,54,125.00	10%	73,32,373.00	7,89,710.00	11,233.00	8,00,943.00			81,33,316.00	73,20,809.00
23	FURNITURE & FIXTURE	4,81,94,358.45	2,37,589.00	21,64,303.00		5,05,96,250.45	10%	3,44,26,709.37	14,00,524.00	1,08,215.00	15,08,739.00			3,59,35,448.37	1,46,60,802.08
24	FURNITURE & FIXTURE (M-Tech)	1,32,838.00				1,32,838.00	10%	1,20,338.00	1,250.00	-	1,250.00			1,21,588.00	11,250.00
25	OFFICE EQUIPMENTS	1,62,83,095.52	1,04,571.00	62,646.00	(1,78,150.00)	1,62,72,162.52	15%	1,06,17,545.00	8,65,295.00	4,698.00	8,69,993.00	(1,76,664.00)		1,13,10,874.00	49,61,288.52
26	OFFICE EQUIPMENTS COMMUNITY SERVICES D.G.SET	56,634.00				56,634.00	15%	52,058.00	686.00	-	686.00			52,744.00	3,890.00
27	MOBILE VAN	14,50,830.00			(2,10,938.00)	12,39,892.00	10%	11,30,873.00	28,087.00	-	28,087.00	(1,71,851.00)		9,87,109.00	2,52,783.00
28	GAMES & SPORTS EQPT	1,68,019.00				1,68,019.00	15%	1,63,024.00	749.00	-	749.00			1,63,773.00	4,246.00
29	OTHER ASSETS	48,000.00				48,000.00	15%	44,436.00	535.00	-	535.00			44,971.00	3,029.00
30	OTHER ASSETS(HDTV NETWORKING)	67,858.00				67,858.00	15%	61,931.00	889.00	-	889.00			62,820.00	5,038.00
31	OTHER ASSETS ( CAMERA )	5,35,001.00				5,35,001.00	15%	4,84,142.00	7,629.00	-	7,629.00			4,91,771.00	43,230.00
32	OTHER ASSETS(UPS)	3,36,219.00				3,36,219.00	15%	3,18,358.00	2,679.00	-	2,679.00			3,21,037.00	15,182.00
33	SPRINKLER & DRIP SYSTEM	2,900.00				2,900.00	15%	2,229.00	101.00	-	101.00			2,330.00	570.00
34	VEHICLE	2,48,482.00			(2,48,482.00)	-	15%	2,20,692.00	-	-	-	(2,20,692.00)		-	-
35	AMBULANCE (OMNI)	8,62,179.00				8,62,179.00	40%	8,62,178.00	-	-	-			8,62,178.00	1.00
36	COMPUTERS & PERIPHERALS & SOFTWARE(PTDC)	8,26,771.00				8,26,771.00	10%	7,73,748.00	5,302.00	-	5,302.00			7,79,050.00	47,721.00
37	FURNITURE & FIXTURE (PTDC)	10,81,434.90				10,81,434.90	15%	10,55,779.00	3,848.00	-	3,848.00			10,59,627.00	21,807.90
38	LIBRARY BOOKS (PTDC)	20,20,005.00				20,20,005.00	15%	19,89,325.00	4,602.00	-	4,602.00			19,93,927.00	26,078.00
39	OFFICE EQUIPMENTS (PTDC)	53,70,814.02	1,72,622.00			55,43,436.02	15%	22,56,826.00	4,92,992.00	-	4,92,992.00			27,49,818.00	27,93,618.02
	<b>TOTAL (B)</b>	<b>38,74,35,327.72</b>	<b>47,76,674.00</b>	<b>68,84,444.70</b>	<b>(63,61,512.00)</b>	<b>39,27,34,934.42</b>		<b>31,50,56,076.82</b>	<b>1,21,08,106.00</b>	<b>9,08,787.00</b>	<b>1,30,16,893.00</b>	<b>(62,82,801.00)</b>	<b>-</b>	<b>32,17,90,168.82</b>	<b>7,09,44,765.60</b>
	<b>TOTAL (A+B)</b>	<b>67,35,12,287.49</b>	<b>64,04,539.00</b>	<b>73,58,318.70</b>	<b>(63,61,512.00)</b>	<b>68,09,13,633.19</b>		<b>49,50,95,932.82</b>	<b>2,28,74,603.00</b>	<b>9,32,481.00</b>	<b>2,38,07,084.00</b>	<b>(62,82,801.00)</b>	<b>-</b>	<b>51,26,20,215.82</b>	<b>16,82,93,417.37</b>







**KUMAR & JAYAKRISHNAN**  
**Chartered Accountants**  
C.J.FOREVER, 3<sup>rd</sup> FLOOR,  
BAJAJ NAGAR  
NAGPUR.

### AUDITOR'S REPORT

We have audited attached financial statements of the **YESHWANTRAO CHAVAN COLLEGE OF ENGINEERING, NAGPUR** Managed by **NAGAR YUWAK SHIKHSHAN SANSTHA, NAGPUR** as of and for the year ended on 31<sup>st</sup> March 2022. These financial statements are the responsibility of the management of the trust. Our responsibility is to express an opinion on these financial statements based on our audits.

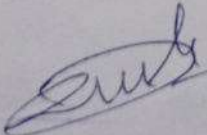
We have conducted our audits in accordance with the auditing standards generally accepted in the India. Those standards require that we plan and perform the audit to obtain reasonable assurance about whether the financial statements are free of material misstatement. An audit includes consideration of internal control over financial reporting as a basis for the designing audit procedure that are appropriate in the circumstances, an audit also includes examining, on test basis, evidences supporting the amounts and the disclosures in the financial statements, assessing accounting principles used and significant estimates made by the management, as well as evaluating the financial statement presentations. We believe that our audits provide the reasonable basis for our opinion. On the basis of our audits, report that-

1. We have obtained all the information and explanations, which to the best of our knowledge and belief are necessary for the purpose of Audit and for determination of fees by the Authority
2. Proper books of accounts as required by law have been kept.
3. The Balance Sheet and Income and Expenditure Account referred to in this report are in agreement with the books of accounts maintained.
4. Mercantile Method of accounting is consistently followed by the institution and there is no change carried out during previous year.

In our opinion and to the best of our information and according to the explanation given to us, the said Financial Statements gives a true and fair view.

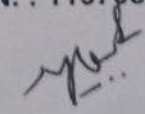
- a) In so far it relates to Balance Sheet of the State of Affairs of the Trust as on 31<sup>st</sup> March 2022.
- b) In case of Income and Expenditure Account of Surplus for the year ended on 31<sup>st</sup> March 2022.

Place : Nagpur  
Date : 15.09.2022

  
**Principal**  
**Yeshwantrao Chavan**  
**College of Engineering**  
**Wanadongri Hingna Road,**  
**NAGPUR - 441110**



**KUMAR & JAYAKRISHNAN**  
**CHARTERED ACCOUNTANTS**  
F.R.N. : 113708W

  
**G.V.KUMAR**  
**PARTNER**  
M. No. : 100861  
UDIN: 22100861AUHFGD2672



KUMAR & JAYAKRISHNAN  
CHARTERED ACCOUNTANTS  
C.J. FOREVER, 3rd FLOOR  
BAJAJ NAGAR, NAGPUR

YESHWANTRAO CHAVAN COLLEGE OF ENGINEERING - NAGPUR [YCCE + TEQIP]

MANAGED BY : - NAGAR YUWAK SHIKSHAN SANSTHA - NAGPUR

BALANCE SHEET AS ON 31ST MARCH 2022

FUNDS & LIABILITIES	AMOUNT	PROPERTY & ASSETS	AMOUNT
<u>FUNDS (ANN"DD")</u>	84,77,60,498.28	<u>IMMOVABLE &amp; MOVABLE PROPERTIES (ANN"AA")</u>	67,35,12,287.49
<u>SUNDRY LIABILITIES (ANN"BB")</u>		<u>OTHER DEBIT BALANCES (ANN"BB")</u>	
Staff	11,48,017.00	Other Liabilities	1,41,000.00
Students	12,96,04,286.00	Staff	1,35,620.00
Caution Money Deposit	64,75,000.00	Students	37,37,85,333.65
Others	44,73,044.00		
	14,17,00,347.00		
		<u>DEPOSIT &amp; INVESTMENTS (ANN"CC")</u>	1,90,92,557.11
<u>PROVISION (ANN"EE")</u>	6,77,75,794.50	<u>PROVISION (ANN"EE")</u>	9,92,934.00
<u>SUNDRY CREDITORS (ANN"FF")</u>	51,50,249.00	<u>SUNDRY DEBTORS (ANN"FF")</u>	38,29,626.99
<u>LOANS &amp; ADVANCES</u>			
Loan From Maharashtra Govt.	1,58,96,923.00	<u>CLOSING BALANCE (ANN"GG")</u>	
Nagar Yuwak Shikshan Santha	91,12,774.48	Cash in hand	58,803.00
		Cash With Banks	1,58,48,424.02
			1,59,07,227.02
<b>TOTAL RS...</b>	<b>1,08,73,96,586.26</b>	<b>TOTAL RS...</b>	<b>1,08,73,96,586.26</b>

PLACE : NAGPUR  
DATE : 15.09.2022



AS PER OUR REPORT OF EVEN DATE

KUMAR & JAIKRISHNAN  
CHARTERED ACCOUNTANTS

F.R.N. 113708W

(G.V. KUMAR)

PARTNER

M.NO. 100861

UDIN:22100861AUHFGD2672

Principal  
Yeshwantrao Chavan  
College of Engineering  
Wanadongri Hingna Road,  
NAGPUR - 441116

KUMAR & JAYAKRISHNAN  
CHARTERED ACCOUNTANTS  
C.J. FOREVER, 3rd FLOOR  
BAJAJ NAGAR, NAGPUR

YESHWANTRAO CHAVAN COLLEGE OF ENGINEERING - NAGPUR [YCCE + TEQIP]  
MANAGED BY : - NAGAR YUWAK SHIKSHAN SANSTHA - NAGPUR  
INCOME AND EXPENDITURE ACCOUNT FOR THE YEAR ENDED ON 31ST MARCH 2022

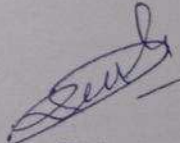
EXPENDITURE		AMOUNT	INCOME		AMOUNT
TO, <u>EDUCATION EXPENDITURE</u>			BY, <u>INCOME : ( ANN "A" )</u>		
Salaries & Allowance (ANN "B")	56,13,28,589.80		Fees and Fines	73,34,26,240.00	
Contingencies (ANN "C")	13,75,73,742.21		Other Income	47,10,773.10	73,81,37,013.10
Interest Paid on TEQIP Loan	9,73,879.00				
Financial Expenses (ANN "D")	1,27,80,678.00	71,26,56,889.01			
TO, <u>DEPRECIATION (ANN"AA")</u>		2,47,28,453.00			
Depreciation Written Back	7,79,212.00	2,39,49,241.00			
<u>EXCESS OF INCOME OVER EXPENDITURE</u>		15,30,883.09			
(Carried Over to Society Account)					
TOTAL		73,81,37,013.10	TOTAL		73,81,37,013.10

PLACE : NAGPUR  
DATE :15.09.2022



AS PER OUR REPORT OF EVEN DATE  
KUMAR & JAIRISHNAN  
CHARTERED ACCOUNTANTS  
F.R.N. 113708W

(G.V. KUMAR)  
PARTNER  
M.NO. 100861  
UDIN:22100861AUHFGD2672

  
Principal  
Yeshwantrao Chavan  
College of Engineering  
Wanadongri Hingna Road,  
NAGPUR - 441110



**YESHWANTRAO CHAVAN COLLEGE OF ENGINEERING (YCCCE-TEQIP)**

**MANAGED BY: NAGAR YUVAK SHIKSHAN SANSTHA -NAGPUR**

**ANNEXURE "AA"**

**LIST OF IMMOVABLE & MOVABLE PROPERTY AS ON 31ST MARCH -2022**

Sr. No	PARTICULARS	BALANCE AS ON 01.04.2021	ADDITION FROM 1.04.2021 TO 30.09.2021	ADDITION FROM 1.09.2021 TO 31.03.2022	(SOLD)/ TRANS / Write Off	GROSS BLOCK AS ON 31.03.2022	DEPR N RATE	DEPRECIATION FUND AS ON 01.04.2021	DEPRECIATION ON ASSETS FROM 01.04.2021 TO 30.09.2021	DEPRECIATION ON ASSETS FROM 01.10.2021 TO 31.03.22	DEPRECIATION ON 31.03.2022	DEPRECIATION FUND IN ASSET SOLD TRF. / W OFF (-)	REVALUATI ON / RESERVE	DEPRECIATION FUND UPTO 31.03.2022	NET BLOCK AS ON 31.03.2022
		1	2	3	4	5	6	7	8	9	(10)=(8+9)	12	13	14	(15)=(5-14)
<b>IMMOVABLE PROPERTY</b>															
1	COLLEGE BUILDING	26,42,56,930.77		13,26,733.00		26,55,83,663.77	10%	15,11,77,282.00	1,13,07,965.00	66,337.00	1,13,74,302.00			16,25,51,584.00	10,30,32,079.77
2	COLLEGE BUILDING CCC	70,50,000.00				70,50,000.00	10%	55,88,636.00	1,46,136.00	-	1,46,136.00			57,34,772.00	13,15,228.00
3	COLLEGE BUILDING (PTDC)	1,34,43,296.00				1,34,43,296.00	10%	1,15,65,745.00	1,87,755.00	-	1,87,755.00			1,17,53,500.00	16,89,796.00
4	COLLEGE BUILDING (WIP)														
	<b>TOTAL (A)</b>	<b>28,47,50,226.77</b>	<b>-</b>	<b>13,26,733.00</b>	<b>-</b>	<b>28,60,76,959.77</b>		<b>16,83,31,663.00</b>	<b>1,16,41,856.00</b>	<b>66,337.00</b>	<b>1,17,08,193.00</b>	<b>-</b>	<b>-</b>	<b>18,00,39,856.00</b>	<b>10,60,37,103.77</b>
<b>MOVABLE PROPERTIES</b>															
1	COMPUTERS & PERIPHERALS & SOFTWARE	13,07,34,483.30	78,665.00	27,53,866.00	(60,32,710.00)	12,75,34,304.30	40%	12,51,16,720.47	18,50,925.00	5,50,773.00	24,01,698.00	(49,63,594.00)		12,25,54,824.47	49,79,479.83
2	COMPUTERS EQUIPMENT (M-Tech)	63,970.00				63,970.00	40%	63,970.00	-	-	-	-		63,970.00	-
3	COMPUTERS EQUIPMENT (DST-FIST)	10,800.00				10,800.00	40%	9,820.00	392.00	-	392.00	-		10,212.00	588.00
4	COMPUTERS EQUIPMENT (DST-SERB)	17,83,954.00				17,83,954.00	40%	11,41,731.00	2,56,889.00	-	2,56,889.00	-		13,98,620.00	3,85,334.00
5	COMPUTERS EQUIPMENT (TBI Foundation)	8,49,309.00				8,49,309.00	40%	3,70,841.00	1,91,387.00	-	1,91,387.00	-		5,62,228.00	2,87,081.00
6	COMPUTERS EQUIPMENT-SPDP	6,03,208.00	3,59,009.00			9,62,217.00	40%	4,98,974.00	1,85,297.00	-	1,85,297.00	-		6,84,271.00	2,77,946.00
7	SOFTWARE DEVELOPMENT -SPDP	8,82,988.00				8,82,988.00	40%	5,86,028.00	1,18,784.00	-	1,18,784.00	-		7,04,812.00	1,78,176.00
8	SOFTWARE DEVELOPMENT - (DST-SERB)	4,72,000.00				4,72,000.00	40%	3,02,080.00	67,968.00	-	67,968.00	-		3,70,048.00	1,01,952.00
9	SOFTWARE DEVELOPMENT - (MODROB - E&T)	6,11,712.00				6,11,712.00	40%	3,12,992.00	1,19,488.00	-	1,19,488.00	-		4,32,480.00	1,79,232.00
11	DST-FIST LAB SOFTWARE	17,30,920.00				17,30,920.00	40%	17,30,884.00	14.00	-	14.00	-		17,30,898.00	22.00
12	COMPUTER PERIPHERALS (R.P.S)	12,59,623.00				12,59,623.00	40%	12,46,344.00	5,312.00	-	5,312.00	-		12,51,656.00	7,967.00
13	LAB & EQUIPMENT INSTALLATION	9,43,34,392.53		27,40,637.00	(11,00,709.00)	9,59,74,320.53	15%	7,14,17,093.98	31,23,328.00	2,05,548.00	33,28,876.00	9,94,400.00		7,57,40,369.98	2,02,33,950.55
14	LAB & EQUIPMENT INSTALLATION (M-Tech)	81,401.00				81,401.00	15%	72,868.00	1,280.00	-	1,280.00	-		74,148.00	7,253.00
15	LAB & EQUIPMENT INSTALLATION (RPS)	56,73,078.00		6,87,350.00		63,60,428.00	15%	39,83,349.00	2,53,459.00	51,551.00	3,05,010.00	-		42,88,359.00	20,72,069.00
16	LAB & EQUIPMENT INSTALLATION (MODROB)	22,68,842.70		9,50,000.00		32,18,842.70	15%	3,06,504.00	2,84,351.00	71,250.00	3,65,601.00	-		6,72,105.00	25,46,737.70
17	LAB & EQUIPMENT INSTALLATION (TBI Foundation)	21,18,716.00				21,18,716.00	15%	4,50,278.00	2,50,266.00	-	2,50,266.00	-		7,00,544.00	14,18,172.00
18	MODRAB SCIENCE EQUIPMENT	57,63,229.00				57,63,229.00	15%	42,99,095.00	2,19,629.00	-	2,19,629.00	-		45,18,664.00	12,44,565.00
19	LIBRARY BOOKS	3,63,77,019.96		2,05,940.00		3,65,82,959.96	15%	2,85,58,135.00	11,72,833.00	15,446.00	11,88,279.00	-		2,97,46,414.00	68,36,545.96
20	LIBRARY BOOKS (M-Tech)	18,63,095.00				18,63,095.00	15%	13,30,598.00	79,875.00	-	79,875.00	-		14,10,473.00	4,52,622.00
21	JOURNALS & PERIODICALS	71,25,796.34	6.00	9.00		71,25,811.34	15%	60,70,053.00	1,58,362.00	1.00	1,58,363.00	-		62,28,416.00	8,97,395.34
22	ELECTRICALS INSTALLATION	1,17,18,068.00		27,81,220.00		1,44,99,288.00	10%	66,90,561.00	5,02,751.00	1,39,061.00	6,41,812.00	-		73,32,373.00	71,66,915.00
23	FURNITURE & FIXTURE	4,79,85,832.45	27,007.00	1,81,519.00		4,81,94,358.45	10%	3,28,26,444.37	15,10,579.00	9,076.00	15,19,655.00	80,610.00		3,44,26,709.37	1,37,67,649.08
24	FURNITURE & FIXTURE (M-Tech)	1,32,838.00				1,32,838.00	10%	1,18,949.00	1,389.00	-	1,389.00	-		1,20,338.00	12,500.00
25	OFFICE EQUIPMENTS	1,63,27,437.52	2,11,420.00	93,280.00	(3,49,042.00)	1,62,83,095.52	15%	96,64,965.00	9,84,576.00	6,996.00	9,91,572.00	(38,992.00)		1,06,17,545.00	56,65,550.52
26	OFFICE EQUIPMENTS COMMUNITY SERVICES D.G.SET	56,634.00				56,634.00	15%	51,251.00	807.00	-	807.00	-		52,058.00	4,576.00
27	MOBILE VAN	14,50,830.00				14,50,830.00	10%	10,95,322.00	35,551.00	-	35,551.00	-		11,30,873.00	3,19,957.00
28	GAMES & SPORTS EQPT	1,68,019.00				1,68,019.00	15%	1,62,143.00	881.00	-	881.00	-		1,63,024.00	4,995.00
29	OTHER ASSETS	48,000.00				48,000.00	15%	43,807.00	629.00	-	629.00	-		44,436.00	3,564.00
30	OTHER ASSETS (HDTV NETWORKING)	67,858.00				67,858.00	15%	60,885.00	1,046.00	-	1,046.00	-		61,931.00	5,927.00
31	OTHER ASSETS (CAMERA)	5,35,001.00				5,35,001.00	15%	4,75,167.00	8,975.00	-	8,975.00	-		4,84,142.00	50,859.00
32	OTHER ASSETS (UPS)	3,36,219.00				3,36,219.00	15%	3,15,206.00	3,152.00	-	3,152.00	-		3,18,358.00	17,861.00
33	SPRINKLER & DRIP SYSTEM	2,900.00				2,900.00	15%	2,110.00	119.00	-	119.00	-		2,229.00	671.00
34	VEHICLE	2,48,482.00				2,48,482.00	15%	2,15,788.00	4,904.00	-	4,904.00	-		2,20,692.00	27,790.00
35	AMBULANCE (OMNI)	8,62,179.00				8,62,179.00	40%	8,62,178.00	-	-	-	-		8,62,178.00	1.00
36	COMPUTERS & PERIPHERALS & SOFTWARE (PTDC)	8,26,771.00				8,26,771.00	10%	7,67,857.00	5,891.00	-	5,891.00	-		7,73,748.00	53,023.00
37	FURNITURE & FIXTURE (PTDC)	10,81,434.90				10,81,434.90	15%	10,51,251.00	4,528.00	-	4,528.00	-		10,55,779.00	25,655.90
38	LIBRARY BOOKS (PTDC)	20,20,005.00				20,20,005.00	15%	19,83,911.00	5,414.00	-	5,414.00	-		19,89,325.00	30,680.00
39	OFFICE EQUIPMENTS (PTDC)	51,65,945.02	2,04,869.00			53,70,814.02	15%	17,07,299.00	5,49,527.00	-	5,49,527.00	-		22,56,826.00	31,13,988.02
	<b>TOTAL (B)</b>	<b>38,36,42,991.72</b>	<b>8,80,976.00</b>	<b>1,03,93,821.00</b>	<b>(74,82,461.00)</b>	<b>38,74,35,327.72</b>		<b>30,59,63,392.82</b>	<b>1,19,70,558.00</b>	<b>10,49,702.00</b>	<b>1,30,20,260.00</b>	<b>(39,27,576.00)</b>	<b>-</b>	<b>31,50,56,076.82</b>	<b>7,23,79,250.90</b>
	<b>TOTAL (A+B)</b>	<b>66,83,93,218.49</b>	<b>8,80,976.00</b>	<b>1,17,20,554.00</b>	<b>(74,82,461.00)</b>	<b>67,35,12,287.49</b>		<b>47,42,95,055.82</b>	<b>2,36,12,414.00</b>	<b>11,16,039.00</b>	<b>2,47,28,453.00</b>	<b>(39,27,576.00)</b>	<b>-</b>	<b>49,50,95,932.82</b>	<b>17,84,16,354.67</b>

*(Signature)*  
Principal  
Yeshwantrao Chavan  
College of Engineering  
Wanadongri Hingna  
NAGPUR - 44111







①

**KUMAR & JAYAKRISHNAN**  
Chartered Accountants  
C.J.FOREVER, 3<sup>rd</sup> FLOOR,  
BAJAJ NAGAR  
NAGPUR.

### AUDITOR'S REPORT

We have audited attached financial statements of the **YESHWANTRAO CHAVAN COLLEGE OF ENGINEERING-NAGPUR** Managed by **NAGAR YUWAK SHIKHSHAN SANSTHA, NAGPUR** as of and for the year ended on 31<sup>st</sup> March 2021. These financial statements are the responsibility of the management of the trust. Our responsibility is to express an opinion on these financial statements based on our audits.

We have conducted our audits in accordance with the auditing standards generally accepted in the India. Those standards require that we plan and perform the audit to obtain reasonable assurance about whether the financial statements are free of material misstatement. An audit includes consideration of internal control over financial reporting as a basis for the designing audit procedure that are appropriate in the circumstances, an audit also includes examining, on test basis, evidences supporting the amounts and the disclosures in the financial statements, assessing accounting principles used and significant estimates made by the management, as well as evaluating the financial statement presentations. We believe that our audits provide the reasonable basis for our opinion. On the basis of our audits, report that-

1. We have obtained all the information and explanations, which to the best of our knowledge and belief are necessary for the purpose of Audit and for determination of fees by the Authority
2. Proper books of accounts as required by law have been kept.
3. The Balance Sheet and Income and Expenditure Account referred to in this report are in agreement with the books of accounts maintained.
4. Mercantile Method of accounting is consistently followed by the institution and there is no change carried out during previous year.


In our opinion and to the best of our information and according to the explanation given to us, the said Financial Statements gives a true and fair view.

- a) In so far it relates to Balance Sheet of the State of Affairs of the institution as on 31<sup>st</sup> March 2021.
- b) In case of Income and Expenditure Account of Surplus for the year ended on 31<sup>st</sup> March 2021.

Place : Nagpur  
Date : 05.10.2021



**KUMAR & JAYAKRISHNAN**  
Chartered Accountants  
F.R.N. : 113708W

  
(G.V.KUMAR)  
Partner  
M. No. : 100861  
UDIN: 21100861AAAAGP8475



KUMAR & JAYAKRISHNAN  
CHARTERED ACCOUNTANTS  
C.J. FOREVER, 3rd FLOOR  
BAJAJ NAGAR, NAGPUR


YESHWANTRAO CHAVAN COLLEGE OF ENGINEERING - NAGPUR [YCCE + TEQIP]

MANAGED BY :- NAGAR YUWAK SHIKSHAN SANSTHA - NAGPUR

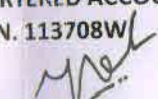
BALANCE SHEET AS ON 31ST MARCH 2021

FUNDS & LIABILITIES	AMOUNT	PROPERTY & ASSETS	AMOUNT
<b>FUNDS (ANN"DD")</b>	83,17,15,688.03	<b>IMMOVABLE &amp; MOVABLE PROPERTIES (ANN"AA")</b>	66,83,93,218.49
<b>SUNDRY LIABILITIES (ANN"BB")</b>		<b>OTHER DEBIT BALANCES (ANN"BB")</b>	
Staff	15,29,142.00	Other Liabilities	31,57,641.83
Students	9,50,06,886.25	Students	30,52,50,606.15
Caution Money Deposit	65,55,000.00		
Others	13,84,713.00		
	10,44,75,741.25	<b>DEPOSIT &amp; INVESTMENTS (ANN"CC")</b>	3,78,69,147.30
<b>PROVISION (ANN"EE")</b>	4,13,23,780.10	<b>PROVISION (ANN"EE")</b>	10,13,061.00
<b>SUNDRY CREDITORS (ANN"FF")</b>	2,44,709.00	<b>SUNDRY DEBTORS (ANN"FF")</b>	7,41,793.35
<b>LOANS &amp; ADVANCES</b>			
Abhyudaya Co.Op.Bank.Ltd.	2,63,87,107.22	<b>CLOSING BALANCE (ANN"GG")</b>	
Loan From Maharashtra Govt.	1,87,54,057.00	Cash in hand	27,171.00
	4,51,41,164.22	Cash With Banks	2,03,84,620.20
Nagar Yuwak Shikshan Santha	1,39,36,176.72		2,04,11,791.20
<b>TOTAL RS...</b>	<b>1,03,68,37,259.32</b>	<b>TOTAL RS...</b>	<b>1,03,68,37,259.32</b>

PLACE : NAGPUR  
DATE : 05-10-2021

  
Principal  
Yeshwantrao Chavan  
College of Engineering  
Wanadongri Hingna Road  
NAGPUR-441110




AS PER OUR REPORT OF EVEN DATE  
KUMAR & JAIKRISHNAN  
CHARTERED ACCOUNTANTS  
F.R.N. 113708W  
  
(G.V. KUMAR)  
PARTNER  
M.NO. 100861  
UDIN:21100861AAAAGP8475



YESHWANTRAO CHAVAN COLLEGE OF ENGINEERING - NAGPUR [YCCE + TEQIP]  
MANAGED BY :- NAGAR YUWAK SHIKSHAN SANSTHA - NAGPUR  
INCOME AND EXPENDITURE ACCOUNT FOR THE YEAR ENDED ON 31ST MARCH 2021

EXPENDITURE	AMOUNT	INCOME	AMOUNT
TO, EDUCATION EXPENDITURE		BY, INCOME : ( ANN "A" )	
Salaries & Allowance (ANN "B")	45,62,52,355.32	Fees and Fines	57,76,91,368.00
Contingencies (ANN "C")	7,50,58,383.10	Other Income	30,98,531.00
Interest Paid on TEQIP Loan	29,16,932.00		
Financial Expenses (ANN "D")	1,71,08,923.22		
	55,13,36,593.64		
TO, DEPRECIATION (ANN"AA")	2,70,54,864.00		
Depreciation Written Back	10,26,289.00		
	2,60,28,575.00		
EXCESS OF INCOME OVER EXPENDITURE	34,24,730.36		
(Carried Over to Society Account)			
TOTAL	58,07,89,899.00	TOTAL	58,07,89,899.00

PLACE : NAGPUR  
DATE : 05-10-2021

  
Principal  
Yeshwantrao Chavan  
College of Engineering  
Wanadongri Hingna Road  
NAGPUR-441110



AS PER OUR REPORT OF EVEN DATE  
KUMAR & JAIRISHNAN  
CHARTERED ACCOUNTANTS  
F.R.N. 113708W  
  
(G.V. KUMAR)  
PARTNER  
M.NO. 100861  
UDIN:21100861AAAAGP8475




**YESHWANTRAO CHAVAN COLLEGE OF ENGINEERING (YCCE + TEQIP)**

MANAGED BY: NAGAR YUWAK SHIKSHAN SANSTHA -NAGPUR

**ANNEXURE "AA"**

**LIST OF IMMOVABLE & MOVABLE PROPERTY AS ON 31ST MARCH -2021**

	PARTICULARS	BALANCE AS ON 01.04.2020	ADDITION FROM 1.04.20 TO 30.09.20	ADDITION FROM 1.10.20 TO 31.03.21	(SOLD)/ TRNS / Write Off	GROSS BLOCK AS ON 31.03.2021	DEPR N RATE	DEPRECIATION FUND AS ON 01.04.20	DEPRECIATION ON ASSETS FROM 01.04.20 TO 01.04.20	DEPRECIATION ON ASSETS FROM 01.10.20 TO 31.03.21	DEPRECIATION ON 31.03.2021	DEPRECIATION FUND IN ASSET SOLD TRF. / W OFF (-)	REVALUATI ON / RESERVE	DEPRECIATION FUND UPTO 31.03.2021	NET BLOCK AS ON 31.03.2021
		1	2	3	4	5	6	7	8	9	(10=(8+9))	12	13	14	(15=(5-14))
<b>IMMOVABLE PROPERTY</b>															
1	COLLEGE BUILDING	26,36,78,350.77		5,78,580.00		26,42,56,930.77	10%	13,86,45,020.00	1,25,03,333.00	28,929.00	1,25,32,262.00			15,11,77,282.00	11,30,79,648.77
2	COLLEGE BUILDING CCC	70,50,000.00				70,50,000.00	10%	54,26,262.00	1,62,374.00	-	1,62,374.00			55,88,636.00	14,61,364.00
3	COLLEGE BUILDING (PTDC)	1,34,43,296.00				1,34,43,296.00	10%	1,13,57,128.00	2,08,617.00	-	2,08,617.00			1,15,65,745.00	18,77,551.00
	<b>TOTAL (A)</b>	<b>28,41,71,646.77</b>		<b>5,78,580.00</b>		<b>28,47,50,226.77</b>		<b>15,54,28,410.00</b>	<b>1,28,74,324.00</b>	<b>28,929.00</b>	<b>1,29,03,253.00</b>			<b>16,83,31,663.00</b>	<b>11,64,18,563.77</b>
<b>MOVABLE PROPERTIES</b>															
1	COMPUTERS & PERIPHERALS & SOFTWARE	13,09,27,362.30	68,019.00	38,95,333.00	(41,56,231.00)	13,07,34,483.30	40%	12,40,54,802.47	16,67,664.00	7,79,067.00	24,46,731.00	(13,84,813.00)		12,51,16,720.47	56,17,762.83
2	COMPUTERS EQUIPMENT (M-Tech)	63,970.00				63,970.00	40%	63,970.00	-	-	-			63,970.00	-
3	COMPUTERS EQUIPMENT (DST-FIST)	10,800.00				10,800.00	40%	9,167.00	653.00	-	653.00			9,820.00	980.00
4	COMPUTERS EQUIPMENT (DST-SERB)	17,83,954.00				17,83,954.00	40%	7,13,582.00	4,28,149.00	-	4,28,149.00			11,41,731.00	6,42,223.00
5	COMPUTERS EQUIPMENT (TBI Foundation)	2,59,309.00	5,90,000.00			8,49,309.00	40%	51,862.00	3,18,979.00	-	3,18,979.00			3,70,841.00	4,78,468.00
6	COMPUTERS EQUIPMENT-SPDP	6,03,208.00				6,03,208.00	40%	4,29,484.00	69,490.00	-	69,490.00			4,98,974.00	1,04,234.00
7	SOFTWARE DEVELOPMENT - SPDP	8,82,988.00				8,82,988.00	40%	3,88,054.00	1,97,974.00	-	1,97,974.00			5,86,028.00	2,96,960.00
8	SOFTWARE DEVELOPMENT - (DST-SERB)	4,72,000.00				4,72,000.00	40%	1,88,800.00	1,13,280.00	-	1,13,280.00			3,02,080.00	1,69,920.00
9	SOFTWARE DEVELOPMENT - (MODROB - E&T)	5,95,782.00		15,930.00		6,11,712.00	40%	1,19,156.00	1,90,650.00	3,186.00	1,93,836.00			3,12,992.00	2,98,720.00
11	DST-FIST LAB SOFTWARE	17,30,920.00				17,30,920.00	40%	17,30,860.00	24.00	-	24.00			17,30,884.00	36.00
12	COMPUTER PERIPHERALS (R P S)	12,59,623.00				12,59,623.00	40%	12,37,492.00	8,852.00	-	8,852.00			12,46,344.00	13,279.00
13	LAB & EQUIPMENT INSTALLATION	9,14,45,057.75		49,45,013.78	(20,55,679.00)	9,43,34,392.53	15%	6,64,97,690.98	32,37,028.00	3,70,876.00	36,07,904.00	13,11,499.00		7,14,17,093.98	2,29,17,298.55
14	LAB & EQUIPMENT INSTALLATION (M-Tech)	81,401.00				81,401.00	15%	71,362.00	1,506.00	-	1,506.00			72,868.00	8,533.00
15	LAB & EQUIPMENT INSTALLATION (RPS)	56,73,078.00				56,73,078.00	15%	36,85,161.00	2,98,188.00	-	2,98,188.00			39,83,349.00	15,89,729.00
16	LAB & EQUIPMENT INSTALLATION (MODROB)	9,75,976.00	12,331.00	12,80,535.70		22,68,842.70	15%	73,198.00	1,37,266.00	96,040.00	2,33,306.00			3,06,504.00	19,62,338.70
17	LAB & EQUIPMENT INSTALLATION (TBI Foundation)	20,77,971.00	40,745.00			21,18,716.00	15%	1,55,848.00	2,94,430.00	-	2,94,430.00			4,50,278.00	16,68,438.00
18	MODRAB SCIENCE EQUIPMENT	57,63,229.00				57,63,229.00	15%	40,40,648.00	2,58,387.00	-	2,58,387.00			42,99,035.00	14,64,194.00
19	LIBRARY BOOKS	3,63,04,065.96		72,954.00		3,63,77,019.96	15%	2,71,84,768.00	13,67,895.00	5,472.00	13,73,367.00			2,85,58,135.00	78,18,884.96
20	LIBRARY BOOKS (M-Tech)	18,63,095.00				18,63,095.00	15%	12,36,628.00	93,970.00	-	93,970.00			13,30,598.00	5,32,497.00
21	JOURNALS & PERIODICALS	71,25,777.34		19.00		71,25,796.34	15%	58,83,747.00	1,86,305.00	1.00	1,86,306.00			60,70,053.00	10,55,743.34
22	ELECTRICALS INSTALLATION	1,13,72,576.00	50,153.00	2,95,339.00		1,17,18,068.00	10%	61,48,357.00	5,27,437.00	14,767.00	5,42,204.00			66,90,561.00	50,27,507.00
23	FURNITURE & FIXTURE	4,77,64,937.05	62,900.00	4,12,453.40	(2,54,458.00)	4,79,85,832.45	10%	3,13,87,733.37	16,40,840.00	20,623.00	16,61,463.00	(2,22,752.00)		3,28,26,444.37	1,51,59,388.08
24	FURNITURE & FIXTURE (M-Tech)	1,32,838.00				1,32,838.00	10%	1,17,406.00	1,543.00	-	1,543.00			1,18,949.00	13,889.00
25	OFFICE EQUIPMENTS	1,62,69,212.52	36,569.00	2,03,647.00	(1,81,991.00)	1,63,27,437.52	15%	86,64,767.00	11,42,488.00	15,274.00	11,57,762.00	(1,57,564.00)		96,64,965.00	66,62,472.52
26	OFFICE EQUIPMENTS COMMUNITY SERVICES D.G.SET	56,634.00				56,634.00	15%	50,301.00	950.00	-	950.00			51,251.00	5,383.00
27	MOBILE VAN	14,50,830.00				14,50,830.00	10%	10,55,821.00	39,501.00	-	39,501.00			10,95,322.00	3,55,508.00
28	GAMES & SPORTS EQPT														
29	OTHER ASSETS	1,68,019.00				1,68,019.00	15%	1,61,106.00	1,037.00	-	1,037.00			1,62,143.00	5,876.00
30	OTHER ASSETS (HDTV NETWORKING)	48,000.00				48,000.00	15%	43,067.00	740.00	-	740.00			43,807.00	4,193.00
31	OTHER ASSETS (CAMERA)	67,858.00				67,858.00	15%	59,654.00	1,231.00	-	1,231.00			60,885.00	6,973.00
32	OTHER ASSETS (UPS)	5,35,001.00				5,35,001.00	15%	4,64,608.00	10,559.00	-	10,559.00			4,75,167.00	59,834.00
33	SPRINKLER & DRIP SYSTEM	3,36,219.00				3,36,219.00	15%	3,11,498.00	3,708.00	-	3,708.00			3,15,206.00	21,013.00
34	VEHICLE	2,900.00				2,900.00	15%	1,970.00	140.00	-	140.00			2,110.00	790.00
35	AMBULANCE (OMNI)	2,48,482.00				2,48,482.00	15%	2,10,019.00	5,769.00	-	5,769.00			2,15,788.00	32,694.00
36	COMPUTERS & PERIPHERALS & SOFTWARE (PTDC)	8,62,179.00				8,62,179.00	40%	8,62,178.00	-	-	-			8,62,178.00	1.00
37	FURNITURE & FIXTURE (PTDC)	8,26,771.00				8,26,771.00	10%	7,61,311.00	6,546.00	-	6,546.00			7,67,857.00	58,914.00
38	LIBRARY BOOKS (PTDC)	10,81,434.90				10,81,434.90	15%	10,45,925.00	5,326.00	-	5,326.00			10,51,251.00	30,183.90
39	OFFICE EQUIPMENTS (PTDC)	20,20,005.00				20,20,005.00	15%	19,77,541.00	6,370.00	-	6,370.00			19,83,911.00	36,094.00
40	FIRE PROTECTION SYSTEMS	44,65,172.02	6,60,182.00	3,27,748.00	(2,87,157.00)	51,65,945.02	15%	11,25,869.00	5,56,849.00	24,581.00	5,81,430.00			17,07,299.00	34,58,646.02
	<b>TOTAL (B)</b>	<b>37,76,08,635.84</b>	<b>15,20,899.00</b>	<b>1,14,48,972.88</b>	<b>(69,35,516.00)</b>	<b>38,36,42,991.72</b>		<b>29,22,65,411.82</b>	<b>1,28,21,724.00</b>	<b>13,29,887.00</b>	<b>1,41,51,611.00</b>	<b>(4,53,630.00)</b>		<b>30,59,63,192.82</b>	<b>2,76,79,598.90</b>
	<b>TOTAL (A + B)</b>	<b>66,17,80,282.61</b>	<b>15,20,899.00</b>	<b>1,20,27,552.88</b>	<b>(69,35,516.00)</b>	<b>66,83,93,218.49</b>		<b>44,76,93,821.82</b>	<b>2,56,96,048.00</b>	<b>13,58,816.00</b>	<b>2,70,54,864.00</b>	<b>(4,53,630.00)</b>		<b>47,42,95,055.82</b>	<b>19,40,98,162.67</b>

  
**Principal**  
**Yeshwantrao Chavan**  
**College of Engineering**  
**Wanadongri Himgna Road**  
**NAGPUR-441110**

