

KUMAR & JAYAKRISHNAN
 CHARTERED ACCOUNTANTS
 C.J. FOREVER, 3rd FLOOR
 BAJAJ NAGAR, NAGPUR

YESHWANTRAO CHAVAN COLLEGE OF ENGINEERING - NAGPUR [COLLEGE CONSOLIDATED]
 MANAGED BY : - NAGAR YUWAK SHIKSHAN SANSTHA - NAGPUR
 BALANCE SHEET AS ON 31ST MARCH 2020

FUNDS & LIABILITIES		AMOUNT	PROPERTY & ASSETS		AMOUNT
<u>FUNDS (ANN"DD")</u>		818,100,488.54	<u>IMMOVABLE & MOVABLE PROPERTIES (ANN"AA")</u>		661,780,282.61
<u>SUNDRY LIABILITIES (ANN"BB")</u>			<u>OTHER DEBIT BALANCES (ANN"BB")</u>		
Staff	3,309,402.00		Other Liabilities	580,931.00	
Students	4,757,017.25		Students	89,179,078.65	89,760,009.65
Cautions Money Deposit	9,440,000.00				
Others	4,046,582.50	21,553,001.75			
<u>PROVISION (ANN"EE")</u>		33,675,330.00	<u>DEPOSIT & INVESTMENTS (ANN"CC")</u>		66,099,380.21
<u>SUNDRY CREDITORS (ANN"FF")</u>		1,503,365.00	<u>PREPAID (ANN"EE")</u>		1,868,131.00
<u>LOANS & ADVANCES</u>			<u>SUNDRY DEBTORS (ANN"FF")</u>		2,406,073.48
Abhyudaya Co.Op.Bank.Ltd.	28,856,739.00		<u>LOANS & ADVANCES</u>		
Loan From Maharashtra Govt.	21,611,154.00	50,467,893.00	Nagar Yuwak Shikshan Santha	67,411,612.41	81,077,388.21
			Add: Excess of Expenditure Over Income	13,665,775.80	
			<u>CLOSING BALANCE (ANN"GG")</u>		
			Cash in hand	155,430.00	
			Cash With Banks	22,153,383.13	22,308,813.13
TOTAL RS...		925,300,078.29	TOTAL RS...		925,300,078.29

PLACE : NAGPUR
 DATE : 31.10.2020



AS PER OUR REPORT OF EVEN DATE
 FOR KUMAR & JAYAKRISHNAN
 CHARTERED ACCOUNTANTS
 F.R.N. 113708W
 G.V. KUMAR
 (PARTNER)
 M.NO. 100861
 UDIN: 20100861AAAADI4460

KUMAR & JAYAKRISHN
 CHARTERED ACCOUNTA
 C.J. FOREVER, 3rd FLOO
 BAJAJ NAGAR, NAGPUI

YESHWANTRAO CHAVAN COLLEGE OF ENGINEERING - NAGPUR [COLLEGE CONSOLIDATED]
 MANAGED BY : - NAGAR YUWAK SHIKSHAN SANSTHA - NAGPUR
 INCOME AND EXPENDITURE ACCOUNT FOR THE YEAR ENDED ON 31ST MARCH 2020

EXPENDITURE		AMOUNT	INCOME		AMOUNT
TO, EDUCATION EXPENDITURE			BY, INCOME : (ANN "A")		
Salaries & Allowance (ANN "B")	456,514,251.59		Fees and Fines	593,766,819.74	
Contingencies (ANN "C")	110,430,067.85		Other Income	2,582,612.40	596,349,432.14
Interest Paid on TEQIP Loan	1,457,119.00	580,749,539.44			
Financial Expenses (ANN "D")	12,348,101.00				
			EXCESS OF EXPENDITURE OVER INCOME		13,665,775.80
TO, DEPRECIATION (ANN "A")	30,305,490.50		(Carried Over to Society Account)		
Less :- Depreciation Written Back	1,039,822.00	29,265,668.50			
	TOTAL	610,015,207.94		TOTAL	610,015,207.94

PLACE : NAGPUR
 DATE : 31.10.2020



AS PER OUR REPORT OF EVEN DATE
 FOR KUMAR & JAYAKRISHNAN
 CHARTERED ACCOUNTANTS
 F.R.N. 113708W

G.V. KUMAR
 (PARTNER)


M.NO. 100861

UDIN: 20100861AAAADI4460

YESHWANTRAO CHAVAN COLLEGE OF ENGINEERING [COLLEGE CONSOLIDATED]
MANAGED BY: NAGAR YUVAK SHIKSHAN SANSTHA -NAGPUR

ANNEXURE 'AA'
LIST OF IMMOVABLE & MOVABLE PROPERTY AS ON 31ST MARCH-20

SR. NO	PARTICULARS	BALANCE AS ON 01.04.2019	ADDITION FROM 1.4.2019 TO 30.09.2019	ADDITION FROM 1.09.2019 TO 31.03.2020	ADJUSTMENTS	GROSS BLOCK AS ON 31.03.20	DEPRN RATE	DEPRECIATION FUND AS ON 01.04.19	DEPRECIATION ON ASSETS FROM 01.04.19 TO 31.03.20	DEPRECIATION ON ASSETS FROM 01.10.19 TO 31.03.20	DEPRECIATION AS ON 03-20	DEPRECIATION FUND IN ASSET FOR ADJUSTED W OFF (-)	REVALUATION / RESERVE	DEPRECIATION FUND UPTO 31.03.20	NET BLOCK AS ON 31.03.2020
		1	2	3	4	5	6	7	8	9	(10=(8+9))	11	12	13	14=(5-13)
IMMOVABLE PROPERTY															
1	COLLEGE BUILDING	246,138,582.88		24,815,989.00	6,167,074.89	277,121,646.77	10%	134,202,914.00	11,504,923.28	1,240,799.45	12,745,722.73	3,053,511.00		150,002,147.73	127,119,499.04
2	COLLEGE BUILDING CCC	7,050,000.00				7,050,000.00	10%	5,245,847.00	180,415.30	-	180,415.30			5,426,262.30	1,623,737.70
3	COLLEGE BUILDING (WIP)	25,676,881.00	193,701.00		(25,870,582.00)	-									
	TOTAL (A)	278,865,463.88	193,701.00	24,815,989.00	(19,703,507.11)	284,171,946.77		139,448,761.00	11,685,338.58	1,240,799.45	12,926,138.03	3,053,511.00		155,428,410.03	128,743,236.74
MOVABLE PROPERTIES															
1	COMPUTERS & PERIPHERALS & SOFTWARE	131,425,762.30	224,195.00	139,139.00	64,415.00	131,853,511.30	40%	120,394,092.47	4,507,499.13	27,827.80	4,535,326.93	51,532.00		124,980,951.40	6,872,559.90
2	DST-FIST COMPUTER EQUIPMENT	10,800.00				10,800.00	40%	8,078.00	1,088.80	-	1,088.80			9,166.80	1,633.20
3	COMPUTER EQUIPMENT-SPDP	603,208.00				603,208.00	40%	313,668.00	115,816.00	-	115,816.00			479,484.00	173,724.00
4	SOFTWARE DEVELOPMENT -SPDP	413,000.00		469,988.00		882,988.00	40%	214,760.00	79,296.00	93,997.60	173,293.60			388,053.60	494,934.40
5	DST-FIST LAB SOFTWARE	1,730,920.00				1,730,920.00	40%	1,730,820.00	40.00	-	40.00			1,730,860.00	60.00
6	COMPUTER PERIPHERALS (RPS)	1,259,623.00				1,259,623.00	40%	1,222,738.00	14,714.00	-	14,754.00			1,237,492.00	22,131.00
7	COMPUTERS EQUIPMENT (DST-SERB)		1,783,954.00			1,783,954.00	40%		713,581.60	-	713,581.60			1,070,372.40	
8	COMPUTERS EQUIPMENT (TBI Foundation)			259,309.00		259,309.00	40%			51,861.80	51,861.80			51,861.80	207,447.20
9	SOFTWARE DEVELOPMENT - (DST-SERB)		472,000.00			472,000.00	40%		188,800.00	-	188,800.00			188,800.00	283,200.00
10	SOFTWARE DEVELOPMENT - (MODROB - E&T)			595,782.00		595,782.00	40%			119,156.40	119,156.40			119,156.40	476,625.60
11	LAB & EQUIPMENT INSTALLATION	92,088,461.84	942,617.51	8,850.00	(1,513,471.00)	91,526,458.75	15%	63,188,315.98	4,402,603.57	663.75	4,403,467.32	(1,022,731.00)		66,569,052.30	24,957,406.45
12	LAB & EQUIPMENT INSTALLATION (RPS)	5,673,078.00				5,673,078.00	15%	3,334,352.00	350,808.90	-	350,808.90			3,685,160.90	1,987,917.10
13	LAB & EQUIPMENT INSTALLATION (MODROB)			975,976.00		975,976.00	15%			73,198.20	73,198.20			73,198.20	902,777.80
14	LAB & EQUIPMENT INSTALLATION (TBI Foundation)			2,077,971.00		2,077,971.00	15%			155,847.83	155,847.83			1,922,123.15	
15	MODRAB SCIENCE EQUIPMENT	5,763,229.00				5,763,229.00	15%	3,736,663.00	303,984.90	-	303,984.90			4,040,647.90	1,722,581.10
16	LIBRARY BOOKS	39,140,865.86		107,730.00		39,248,595.86	15%	27,750,718.00	1,708,522.18	8,079.75	1,716,601.93			29,467,319.93	9,781,275.93
17	JOURNALS & PERIODICALS	7,125,755.34	4.00	18.00		7,125,777.34	15%	5,664,567.00	219,178.85	1.35	219,180.20			5,883,747.20	1,242,030.14
18	ELECTRICALS INSTALLATION	10,391,155.00	181,404.00	850,163.20	(50,146.20)	11,372,576.00	10%	5,615,120.00	490,729.28	42,508.16	533,237.44			6,148,357.44	5,224,218.56
19	FURNITURE & FIXTURE	48,683,401.73	24,989.00	58,413.32	(42,258.00)	48,724,546.05	10%	30,464,474.37	1,822,511.54	2,920.67	1,825,432.20	(23,457.00)		32,266,449.57	16,458,096.48
20	OFFICE EQUIPMENTS	16,059,957.52	1,232,370.00	1,044,682.00	(47,792.00)	18,289,217.52	15%	9,385,031.00	1,178,925.68	78,351.15	1,257,276.83			10,642,307.83	7,646,909.69
21	OFFICE EQUIPMENTS COMMUNITY SERVICES D.G. SET- MOBILE VAN	56,634.00				56,634.00	15%	49,183.00	1,117.65	-	1,117.65			50,300.65	6,333.35
22	GAMES & SPORTS EQPT	1,450,830.00				1,450,830.00	10%	1,011,931.00	43,889.90	-	43,889.90			1,055,820.90	395,009.10
23	OTHER ASSETS (HDTV NETWORKING)	48,000.00				48,000.00	15%	42,197.00	879.45	-	879.45			43,067.45	4,932.55
24	OTHER ASSETS (CAMERA)	67,858.00				67,858.00	15%	58,206.00	1,447.80	-	1,447.80			59,653.80	8,204.20
25	OTHER ASSETS	168,019.00				168,019.00	15%	159,886.00	1,219.95	-	1,219.95			161,105.95	6,913.05
26	OTHER ASSETS(UPS)	535,001.00				535,001.00	15%	452,186.00	12,422.25	-	12,422.25			464,608.25	70,392.75
27	SPRINKLER & DRIP SYSTEM	336,219.00				336,219.00	15%	307,136.00	4,362.45	-	4,362.45			311,498.45	24,720.55
28	VEHICLE	2,900.00				2,900.00	15%	1,806.00	164.10	-	164.10			1,970.10	929.90
29	FIRE PROTECTION SYSTEMS	3,065,559.02	1,371,750.00	396,364.00	(368,501.00)	4,465,172.02	15%	571,554.00	524,588.10	29,727.30	554,315.40			1,125,869.40	3,339,302.62
30	AMBULANCE (OMNI)	248,482.00				248,482.00	15%	203,231.00	6,787.65	-	6,787.65			210,019.39	38,462.61
	TOTAL (B)	366,348,719.61	6,233,283.91	6,984,385.52	(1,957,753.20)	377,608,635.84		275,880,713.82	16,695,210.72	684,141.75	17,379,352.48	(994,656.00)		292,265,411.04	85,343,224.80
	TOTAL (A + B)	645,214,183.49	6,426,984.91	31,800,374.52	(21,661,260.31)	661,780,287.61		415,329,474.82	28,380,549.30	1,924,941.20	30,305,490.50	2,058,855.00		447,693,821.06	214,086,461.55



YESHWANTRAO CHAVAN COLLEGE OF ENGINEERING - NAGPUR [COLLEGE CONSOLIDATED]

MANAGED BY :- NAGAR YUWAK SHIKSHAN SANSTHA - NAGPUR

ANNEXURE "BB"

SUNDRY LIABILITIES (CREDIT) AND RECOVERIES (DEBIT) AS ON 31ST MARCH 2020

PARTICULARS	CREDIT	DEBIT
A) STUDENTS		
Registration Fees (BE)	3,102,258.50	
Registration Fees (M Tech)	215,799.00	
Registration Fees (PhD)	50,000.00	
EBC Concession (DTE)	227,069.75	
EBC Concession (DTE) - 19-20	757,426.00	
Scholarship Refundable to SWD	132,644.00	
Commisioner State CET Cell	44,056.00	
ISTE students Chapter	195,264.00	
ACES students Chapter	32,500.00	
Outstanding Fee (BE)		85,810,760.65
Outstanding Fee (M Tech)		2,158,318.00
Outstanding Fee (Ph D)		1,210,000.00
Total "A"	4,757,017.25	89,179,078.65
B) STAFF		
Security Deposit Staff	3,292,275.00	
Advances to Staff	17,127.00	
Total "B"	3,309,402.00	-
C) OTHERS		
Tax Deducted at Source	686,457.00	
Professional Tax (PT on Salary)	200.00	
Security Deposit Contractor	349,857.00	
Hold Up Bill A/c	682,802.00	
Hold Up Bill - GST	324,252.50	
Raghav Infradeveloper & Builder Pvt. Ltd. (S.D.)		170,931.00
Testing charges	13,780.00	
Other University Fees	1,417,400.00	
Other University Fees (M.Tech)	46,500.00	
Ycce TBI Foundation		410,000.00
Liability Autonomy	525,334.00	
Total "C"	4,046,582.50	580,931.00
Caution Money Deposit	9,440,000.00	
Total (A+B+C)	21,553,001.75	99,200,009.65



YESHWANTRAO CHAVAN COLLEGE OF ENGINEERING - NAGPUR [COLLEGE CONSOLIDATED]

MANAGED BY :- NAGAR YUWAK SHIKSHAN SANSTHA - NAGPUR

ANNEXURE - "EE"

LIST OF PROVISION FOR EXPENSES AS ON 31ST MARCH 2020

PARTICULARS	AMOUNT	AMOUNT
Provision for Employer's Contribution to P.F.	660,781.00	
Provision For Expenses	2,647,152.00	
Provision for Salary & Allowances	30,312,331.00	
Provision for Administrative Charges	55,066.00	
Prepaid Cash Insurance		1,443.00
Prepaid Expense for Membership Fee		18,560.00
Prepaid Fire Insurance		97,021.00
Prepaid Property Insurance		292.00
Prepaid Software Expenses		1,743,591.00
Pre Paid Vehicle Insurance		2,178.00
Prepaid Web Expenses		5,046.00
TOTAL RS..	33,675,330.00	1,868,131.00

ANNEXURE - "GG"

LIST OF CLOSING BALANCES AS ON 31ST MARCH 2020

PARTICULARS		CLOSING
A) CASH IN HAND		
Cash In Hand (YCCE)	95,552.00	
Cash In Hand (AUTONOMY)	59,878.00	155,430.00
B) BANK		
PNB A/c 1472002100026108 (Gratuity)	96,971.99	
Punjab National Bank A/c.1472002100003909	7,613,642.96	
Punjab National Bank A/c(Sch)1472002100023624	11,090,331.10	
Punjab National Bank-DST-SB-1472000100377408	120,454.59	
Punjab National Bank-Salary A/c-1472002100029956	819,996.02	
Punjab National Bank- A/c-1472002100021431	46,731.37	
Tirupati Urban Coop Bank Ltd A/c.007002100000004	118,992.23	
Tirupati Urban Co-Op Bank Ltd Exam A/C 03	81,520.20	
Tirupati Urban Co-Op Bank Ltd. -Grants A/c-459	421,915.14	
Tirupati Urban Co-Op Bank Ltd Salary A/c 402	24,672.39	
Tirupati Urban Co-Opertive Bank Ltd.,130	3,884.56	
TUCB A/c 21/686 - YCCE Other Fees	43,369.20	
TUCB - Autonomy - AC-007002100000635	868,491.67	
Bank of India, Hingna-Ac-876620110000226	662,903.96	
Canara Bank Joint Escrow A/c 51646	10,453.00	
Nag. Dist. Cent. Co-Op. Bank, Hingna A/c 6819	111,948.59	
Union Bank Of India A/c - 443801010035155	17,104.16	
TOTAL RS..	22,153,383.13	-




YESHWANTRAO CHAVAN COLLEGE OF ENGINEERING - NAGPUR [COLLEGE CONSOLIDATED]

MANAGED BY :- NAGAR YUWAK SHIKSHAN SANSTHA - NAGPUR

ANNEXURE " DD"

LIST OF FUNDS (CREDIT) AS ON 31ST MARCH 2020

FUNDS	OPENING AS ON 01.04.2019	ADDITION 2019-2020 (upto 31.03.20)	LESS TRANSFER/SOLD	CLOSING AS ON 31.03.20
EXTERNAL				
Grant in Aid - AICTE	218,404.00		29,881.00	188,523.00
Grant In Aid - AICTE - MODROB	1,760,664.00	3,640,000.00	225,284.00	5,175,380.00
Grant In Aid - AICTE - RPS	2,074,504.00		350,311.00	1,724,193.00
Grant In Aid - AICTE- IIPC	141,441.00		14,719.00	126,722.00
Grant In Aid - AICTE- NAFETIC Scheme	1,522,934.00		170,365.00	1,352,569.00
Grant In Aid - DST	488,395.00	42,411.00	232,148.00	298,658.00
Grant In Aid -SPDP	709,440.00	473,750.00	151,332.00	1,031,858.00
Grant In Aid - IIT Bombay	21,376.00		8,550.00	12,826.00
Libaray Grant (AICTE- M-Tech)	31,407.00		4,712.00	26,695.00
Grant in Aid - Book Bank - SWD, Nagpur	822,536.00		123,381.00	699,155.00
Grant In Aid - SERB	3,075,000.00	88,200.00	163,200.00	3,000,000.00
Govt of India, MSME Grant	1,499,900.00			1,499,900.00
Grant In Aid - AICTE - PRERANA Programme		999,760.00		999,760.00
Grant In Aid - AICTE - STTP		300,000.00		300,000.00
Grant In Aid - AICTE - STTP (Electrical Engg)		150,000.00	150,000.00	-
Grant in Aid - Unnat Bharat Abhiyan		50,000.00		50,000.00
TEQIP Grant, Govt. Of Maharashtra	13,669,890.00			13,669,890.00
TOTAL (A)	26,035,891.00	5,744,121.00	1,623,883.00	30,156,129.00
INTERNAL				
Depreciation Fund	415,329,474.82	32,364,345.50		447,693,821.06
Building Revaluation Reserve	69,518,894.81			69,518,894.81
Alumini Fund	49,722,496.00	7,187,399.00	8,400,700.00	48,509,195.00
Corpus Fund	186,175,755.00			186,175,755.00
Departmental Development Fund	518,721.75	1,429.00		520,150.75
Mechanical Department - Corpus Fund	650,000.00			650,000.00
Endowment Fund-Mr.Sanjeev Kumar Das	75,000.00			75,000.00
Staff Welfare Fund	139,219.92	670,016.00	171,785.00	637,450.92
Student Welfare Fund	24,584,490.00	3,768,466.00	488,864.00	27,864,092.00
Funds (TEQIP)	6,300,000.00			6,300,000.00
TOTAL (B)	753,014,052.30	43,991,655.50	9,061,349.00	787,944,359.54
TOTAL Rs. (A+B)	779,049,943.30	49,735,776.50	10,685,232.00	818,100,488.54




YESHWANTRAO CHAVAN COLLEGE OF ENGINEERING - NAGPUR [COLLEGE CONSOLIDATED]

MANAGED BY :- NAGAR YUWAK SHIKSHAN SANSTHA - NAGPUR


ANNEXURE - " FF"

LIST OF SUNDRY CREDITORS & DEBTORS AS ON 31ST MARCH 2020

PARTICULARS	CREDIT	DEBIT
OTIS Elevator Company [India] Limited		15,192.00
Pranjali Enterprises, Nagpur	6,193.00	
Rajesh Battiwale		91,218.00
Abhijeet Petroleum	32,150.00	
Access Sales & Service	3,400.00	
Aditi Creations	14,333.00	
Anshika Steels	261,030.00	
Aspiring Minds Assessment Private Limited		568,500.00
Bohate Swapnil	13,000.00	
BPL Telecom Pvt. Limited		29,796.00
Computer & Cartridge Point	61,491.00	
Datta Enterprises	5,684.00	
Fire Solution	35,239.00	
Garg Construction	2,100.00	
Glazecraft	4,000.00	
Hansh Technologies	5,399.00	
Johnson Lifts Private Limited		241,525.00
J P ELECTRICALS	5,723.00	
Kokil Agency		3,977.00
Kone Elevator India Pvt Ltd.,		38,173.00
Lipton		4,238.00
Mastersoft ERP Solutions Pvt Ltd.,		675,000.00
Montu Fast Food Centre		5,523.00
M/s Johnson Lifts Private Limited		64,271.00
M/s LIBSYS Ltd.,	13,140.00	
M T A B Engineers (P) Ltd		83,000.00
Nagpur Trading Company	9,026.00	
Navles Technologies		26,550.00
New Shriniketan Printing Press	12,075.00	
Orange Technocare	150,818.00	
Oyster Infracon Pvt Ltd.,	26,131.00	
Paras Innovation	2,602.00	
PARSHWA ACRYLICS	3,398.00	
Pawansut Travel Pvt. Ltd.	92,226.00	
Prakash Hande	4,904.00	
Pushpak Book Depot	43,902.00	
RAPID PRINTS	52,435.00	
R. N. Engineers	18,096.00	
Shehal Photo Service	7,350.00	
Shree Taj Sakhe Sai Caters & Foods	152,310.00	
Shri Papers & Stationary	28,200.00	
Shri Ram Printers	3,500.00	
Siddhi Infotech Enterprises		255,000.00



Simi Electronics	370.00	
SSD Enterprises		217,150.00
Supreme Enterprises	1,845.00	
Swaragi Restaurant	157,639.00	
Testy Mishty		3,036.00
Usha Sales	3,540.00	
Vedika Graphics	80,873.00	
Vertiv Energy Private Limited		52,500.00
Vihaan Foods		11,273.00
Vijay Travels	1,994.00	
Vivek Mandap Decoration	145,345.00	
Yash Civil & Painting		6,891.00
Yash Enterprises	41,904.00	
Petro Card [M/s Abhijeet Petroleum-4303- Com- Bus]		0.02
Petro Card [M/s Abhijeet Petroleum]		13,260.46
TOTAL RS.	1,503,365.00	2,406,073.48



YESHWANTRAO CHAVAN COLLEGE OF ENGINEERING - NAGPUR [COLLEGE CONSOLIDATED]

MANAGED BY :- NAGAR YUWAK SHIKSHAN SANSTHA - NAGPUR

ANNEXURE "A"


LIST OF INCOME FOR THE YEAR ENDED ON 31ST MARCH -2020

PARTICULAR		AMOUNT
FEES AND FINES		
Tuition Fee (I Shift)	421,169,282.80	
Tuition Fee (II Shift)	38,893,212.50	
Development fees (I Shift)	53,576,298.00	
Development fees (II Shift)	4,330,517.00	
Tuition Fee (NRI)	455,309.44	
Tuition Fees (Ph.D)	2,322,500.00	
Tuition Fee (M. Tech)	10,846,479.00	
Development fees (M.Tech)	1,525,521.00	533,119,119.74
OTHER FEES & FINES		
Admission Cancellation(Fines)	913,708.00	
Late Fee Fine	147,700.00	
Library Fine	796,587.00	
Other Fines	13,700.00	
Fees for Minor Course	225,000.00	
Addl Library Fees - BE	4,956,800.00	
Annual Clearance Fee - BE	626,000.00	
Foreign Language Course (Other Fees)	60,000.00	
Co-Curricular Fees - BE	6,260,000.00	
Graduation Day Fees Students -BE	260,000.00	
Medical Fees - BE	2,478,400.00	
Transcript Fees Students - BE	380,000.00	
Verification Fees	412,000.00	
Addl Library Fees - M Tech	111,000.00	
Annual Clearance Fee - M.Tech	22,500.00	
Co-Curricular Fees - M.Tech	225,000.00	
Autonomy Fees	42,703,805.00	
Medical Fees - M Tech	55,500.00	60,647,700.00
OTHER INCOME		
Sponsorship	97,217.00	
Book Bank Charges	311,321.00	
Canteen Rent	322,000.00	
Consultancy Charges (Receipts)	242,818.00	
Grant Received (Income)	460,051.00	
Interest Received	481,696.00	
Misc. A/c Written Back	268.40	
Misc. Income	496,853.00	
Notice Period Recovery	21,590.00	
Penalty [Staff]	5,000.00	
Practical Charges Received	9,798.00	
Student Development Program-Income	134,000.00	2,582,612.40
		596,349,432.14

ANNEXURE - " B "

LIST OF SALARIES & ALLOWANCES FOR THE YEAR ENDED ON 31ST MARCH 2020


PARTICULARS	AMOUNT	AMOUNT
SALARIES AND ALLOWANCES		
Salaries & Allowances - Teaching	301,094,458.00	
Salaries & Allowances - Non Teaching	85,030,360.50	386,124,818.50
Contribution to Retirement Benefits		
Employer's Contribution to Provident Fund	8,047,954.00	
PF Administrative Charges	674,827.00	
Mortality Charges (LIC GGCA)	480,105.09	
Staff Mediclaim	2,290,170.00	11,493,056.09
Other Allowances		446,633.00
6th Pav Arrears		30,388,647.00
VRS Compensation		1,603,238.00
Gratuity Paid to Staff		26,457,859.00
TOTAL Rs.		456,514,251.59



<u>YESHWANTRAO CHAVAN COLLEGE OF ENGINEERING - NAGPUR [COLLEGE CONSOLIDATED]</u>		
<u>MANAGED BY :- NAGAR YUWAK SHIKSHAN SANSTHA - NAGPUR</u>		
<u>ANNEXURE - "C"</u>		
<u>LIST OF CONTINGENCIES FOR THE YEAR ENDED ON 31ST MARCH 2020</u>		
PARTICULARS		AMOUNT
<u>Insurance</u>		
Cash Insurance	4,884.00	
Fire Insurance	273,674.00	
General Insurance	95,155.00	
Property Insurance	5,483.00	
Vehicle Insurance	16,440.00	395,636.00
<u>Rent Taxes & Other Charges</u>		
R T O Tax (Bus& Jeep)	1,320.00	
Vehicle Fuel Charges	1,178,994.01	1,180,314.01
<u>Repair & Maintenance</u>		
Repairs & Maintenance (Building)	8,490,695.73	
Repairs & Maintenance [Furniture & Fixture]	653,393.00	
Campus Expenses	111,177.00	
Garden Maintenance	1,582,314.01	
Repair & Maintenance-Computer Equipments	1,085,915.66	
Repair & Maintenance-Electricals	945,793.89	
Repair & Maintenance-EPBX	3,093.00	
Repair & Maintenance-Equipments	94,476.00	
Repair & Maintenance- Office Equipment	1,451,103.00	
Repair & Maintenance-Vehicles	167,309.00	
Scooter Stand Charges	183,858.00	14,769,128.29
		11,310,156.50
<u>Autonomy Expenses</u>		
<u>Grant Expenses</u>		
DST-SERB Recurring Expenses	284,533.00	
Laboratory Consumables & Expenses- SERB- E & T	3,669.00	
Repair & Maintenance Building- SERB E & T	3,552.00	
Rep & Mnts- Computer Equipment-SERB- E & T	15,149.00	
SERB Grant Expenses	145,946.00	
STTP GRANT EXPENSES	125,567.00	578,416.00
<u>Seminars/Workshops (Staff)</u>		
Workshops - Staff	438,631.00	
Workshop (TA/DA Regn Fee) - Staff	238,990.00	677,621.00
<u>Staff Welfare & Training</u>		
Prizes and Awards (Staff)	3,900.00	
Staff Recruitment & Training	4,797,576.00	
Staff Welfare Expenses	1,347,791.00	6,149,267.00



Other Contingencies		
Assets Written Off	505,322.00	
Academic Advisory Board Exp.	88,390.00	
Accreditation (NBA) Expenses	54,776.00	
Administration Expenses	1,720,875.00	
Admission Branding Expenses	567,370.00	
Advertisement Expenses	1,697,796.00	
Affiliation & Continuation Fees - NU	271,600.00	
AICTE FEES	315,000.00	
Alumni Meet Expenses	422,436.45	
Audit Fees	161,070.00	
Bank Commission & Other Charges	119,565.41	
Book Binding Charges	100,873.00	
Cleaning Expenses	101,636.00	
College Expenses	70,641.00	
College Expenses(Common Amenities)	1,720,875.00	
Committee Inspection Charges	13,698.00	
Computer Stationery	97,323.24	
Consultancy Charges	6,247,622.00	
Conveyance Expenses	132,879.00	
Department Level Assesment Expenses[DLA]	73,875.00	
Designing Charges	143,170.00	
DTE Fees	37,500.00	
Electricity Charges	6,924,481.00	
Fee Concession - Students	5,299,609.00	
Fees for NBA	708,000.00	
Generator Diesel Expenses	445,898.00	
GGCA Fund Management Charges	371,656.22	
Graduation Ceremony Expenses	412,705.00	
Hire Charges	4,015,810.00	
Hire Charges - Equipment	2,980,904.00	
Interest on TDS	571.00	
Internal Audit Expenses	136,326.00	
Internal Audit Fee	566,400.00	
Internet Expenses	593,390.00	
Journals & Periodicals [Expenses]	836,432.00	
Laboratory Consumables & Expenses	789,136.52	
Legal Charges	38,666.00	
Membership Fee	61,090.00	
Mentoring Expenses	3,441,750.00	
Newspaper & Magazines	40,945.00	
Office Expenses	697,812.00	
Postage & Telegram	74,696.00	
PQAI Seminar Expenses	31,010.00	
Pre-Audit Expenses	486,748.00	
Printing & Stationery	747,427.45	
Prior Period Adj	39,844.00	
Prior Period Expenses (TDS)	1,380.00	
Processing Fees(ARA)	364,200.00	
Professional Fee	1,716,880.00	
Retainership Fees	2,325,200.00	
Smart India Hackathon-Student Reimb	4,848.00	



Software Expenses	2,483,069.00	
Sponsorship Fee (Advertisement)	250,000.00	
Telephone & Internet Expenses	292,891.76	
Travelling & Conveyance Expenses	478,951.00	
Uniform Expenses	135,603.00	
Water Charges	386,647.00	
Web Expenses	218,871.00	53,064,141.05
Research & Development		
Copy Right & Patent	41,567.00	
Incentives for Grants	85,163.00	
Innovation & Incubation Centre [IAI]	9,200.00	
Paper Presentation at Conferences (Staff)	172,169.00	
Research & Development	41,300.00	
Research Journal -College	23,546.00	372,945.00
Student Centric Expenses		
Aarohan Expenses	45,410.00	
Anthahen Expenses	45,001.00	
Compufest Expenses	55,671.00	
Electrrica Expenses	17,501.00	
I - Con Expenses	36,167.00	
I - TECH ROOTS [IT DEPT] Expenses	41,916.00	
Mechfiesta Expenses	54,051.00	
Meghotsav Expenses	420,217.00	
Pratikruti Expenses	45,667.00	
Diesel Subsidy Expenses	2,405,622.00	
Farewell Expenses	70,190.00	
Games & Sports Expenses	2,024,050.00	
Gathering & Cuitural Activities	1,342,351.00	
Guest Lecture Expenses	35,746.00	
Guest Lecture Expenses- M-Tech	2,050.00	
Induction Programm [Student]	7,542.00	
Industrial Tour & Visit	120,743.00	
Paper Presentation at Conference - Student- M-Tech	1,735.00	
Paper Presentation at Conference [Student]	10,236.00	
Parents Teachers Meet	82,780.00	
Prizes & Awards [Student]	361,000.00	
Project Seminar	23,240.00	
Project Seminar -M-Tech	25,846.00	
Student Centric Expenses	6,885,000.00	
Student Development Program-SDP	61,233.00	
Student Project Competition	74,626.00	
Student Project Expenses	35,000.00	
Student Training Programme	6,976,570.00	
Student Welfare Expenses	68,198.00	
Training & Placement Expenses	285,328.00	
Visiting Professor	118,311.00	
Workshops-Students	147,745.00	
Workshops [TA/DA] Student	5,700.00	21,932,443.00
TOTAL RS.		110,430,067.85

YESHWANTRAO CHAVAN COLLEGE OF ENGINEERING - NAGPUR [COLLEGE CONSOLIDATED]

MANAGED BY :- NAGAR YUWAK SHIKSHAN SANSTHA - NAGPUR

ANNEXURE - "D"

LIST OF FINANCIAL EXPENSES FOR THE YEAR ENDED ON 31ST MARCH 2020

PARTICULARS	AMOUNT	AMOUNT
FINANCIAL EXPENSES		
Interest on Term Loan	3,685,198.00	
Interest on CC Account	8,662,903.00	
TOTAL Rs.		12,348,101.00

