

KUMAR & JAYAKRISHNAN
 CHARTERED ACCOUNTANTS
 C.J. FOREVER, 3rd FLOOR
 BAJAJ NAGAR, NAGPUR

YESHWANTRAO CHAVAN COLLEGE OF ENGINEERING - NAGPUR [COLLEGE CONSOLIDATED]


MANAGED BY : - NAGAR YUWAK SHIKSHAN SANSTHA - NAGPUR

BALANCE SHEET AS ON 31ST MARCH 2021

FUNDS & LIABILITIES		AMOUNT	PROPERTY & ASSETS	AMOUNT
<u>FUNDS (ANN"DD")</u>		83,17,15,688.03	<u>IMMOVABLE & MOVABLE PROPERTIES (ANN"AA")</u>	66,83,93,218.49
<u>SUNDRY LiABILITIES (ANN"BB")</u>			<u>OTHER DEBIT BALANCES (ANN"BB")</u>	
Staff	15,29,142.00		Other Liabilities	31,57,641.83
Students	9,50,06,886.25		Students	<u>30,52,50,606.15</u>
Caution Money Deposit	65,55,000.00			30,84,08,247.98
Others	<u>14,29,663.00</u>	10,45,20,691.25		
<u>PROVISION (ANN"EE")</u>		4,13,23,780.10	<u>DEPOSIT & INVESTMENTS (ANN"CC")</u>	3,78,69,147.30
<u>SUNDRY CREDITORS (ANN"FF")</u>		2,44,709.00	<u>PROVISION (ANN"EE")</u>	10,13,061.00
<u>LOANS & ADVANCES</u>			<u>SUNDRY DEBTORS (ANN"FF")</u>	7,41,793.35
Abhyudaya Co.Op.Bank.Ltd.	2,63,87,107.22			
Loan From Maharashtra Govt.	<u>1,87,54,057.00</u>	4,51,41,164.22		
<u>LOANS & ADVANCES</u>			<u>CLOSING BALANCE (ANN"GG")</u>	
Nagar Yuwak Shikshan Santha	1,98,64,303.19		Cash in hand	60,197.00
			Cash With Banks	<u>2,63,24,670.67</u>
				2,63,84,867.67
TOTAL RS...		1,04,28,10,335.79	TOTAL RS...	1,04,28,10,335.79

PLACE : NAGPUR
 DATE : 05-10-2021

AS PER OUR REPORT OF EVEN DATE
 FOR KUMAR & JAYAKRISHNAN
 CHARTERED ACCOUNTANTS
 F.R.N. 113708W



G.V. KUMAR
 (PARTNER)

M.NO. 100861

UDIN: 21100861AAAAGP8475


KUMAR & JAYAKRISHNAN
 CHARTERED ACCOUNTANTS
 C.J. FOREVER, 3rd FLOOR
 BAJAJ NAGAR, NAGPUR

YESHWANTRAO CHAVAN COLLEGE OF ENGINEERING - NAGPUR [COLLEGE CONSOLIDATED]
MANAGED BY : - NAGAR YUWAK SHIKSHAN SANSTHA - NAGPUR
INCOME AND EXPENDITURE ACCOUNT FOR THE YEAR ENDED ON 31ST MARCH 2021

EXPENDITURE		AMOUNT	INCOME		AMOUNT
TO, <u>EDUCATION EXPENDITURE</u>			BY, <u>INCOME : (ANN "A")</u>		
Salaries & Allowance (ANN "B")	45,62,52,355.32		Fees and Fines	59,34,84,660.00	
Contingencies (ANN "C")	7,93,97,585.30		Other Income	30,98,531.00	59,65,83,191.00
Interest Paid on TEQIP Loan	29,16,932.00				
Financial Expenses (ANN "D")	1,71,08,923.22	55,56,75,795.84			
TO, <u>DEPRECIATION (ANN"AA")</u>	2,70,54,864.00				
Less :- Depreciation Written Back	10,26,289.00	2,60,28,575.00			
<u>EXCESS OF INCOME OVER EXPENDITURE</u>		1,48,78,820.16			
(Carried Over to Society Account)					
TOTAL		59,65,83,191.00	TOTAL		59,65,83,191.00

PLACE : NAGPUR
 DATE :05-10-2021

AS PER OUR REPORT OF EVEN DATE
 FOR KUMAR & JAYAKRISHNAN
 CHARTERED ACCOUNTANTS
 F.R.N. 113708W



(Handwritten Signature)

G.V. KUMAR
 (PARTNER)

M.NO. 100861

UDIN: 21100861AAAAGP8475


YESHWANTRAO CHAVAN COLLEGE OF ENGINEERING [COLLEGE CONSOLIDATED]

MANAGED BY: NAGAR YUWAK SHIKSHAN SANSTHA -NAGPUR

ANNEXURE "AA"

LIST OF IMMOVABLE & MOVABLE PROPERTY AS ON 31ST MARCH-21

SR.N O	PARTICULARS	BALANCE AS ON 01.04.2020	ADDITION FROM 1.4.2020 TO 30.09.2020	ADDITION FROM 1.10.2020 TO 31.03.2021	ADJUSTMENTS	GROSS BLOCK AS ON 31.03.21	DEPRN RATE	DEPRECIATION FUND AS ON 01.04.20	DEPRECIATION ON ASSETS FROM 01.04.20 TO 30.09.20	DEPRECIATION ON ASSETS FROM 01.10.20 TO 31.03.21	DEPRECIATION AS ON 31-03.21	DEPRECIATION FUND IN ASSET FOR ADJUSTED W OFF (-)	REVALUATION / RESERVE	DEPRECIATION FUND UPTO 31.03.21	NET BLOCK AS ON 31.03.2021
		1	2	3	4	5	6	7	8	9	(10=(8+9))	11	12	13	14=(5-13)
IMMOVABLE PROPERTY															
1	COLLEGE BUILDING	27,71,21,646.77		5,78,580.00		27,77,00,226.77	10%	15,00,02,147.00	1,27,11,950.00	28,929.00	1,27,40,879.00			16,27,43,026.00	11,49,57,200.77
2	COLLEGE BUILDING CCC	70,50,000.00				70,50,000.00	10%	54,26,262.00	1,62,374.00	-	1,62,374.00			55,88,636.00	14,61,364.00
3	COLLEGE BUILDING (WIP)														
	TOTAL (A)	28,41,71,646.77	-	5,78,580.00	-	28,47,50,226.77		15,54,28,409.00	1,28,74,324.00	28,929.00	1,29,03,253.00	-	-	16,83,31,662.00	11,64,18,564.77
MOVABLE PROPERTIES															
1	COMPUTERS & PERIPHERALS & SOFTWARE	13,18,53,511.30	68,019.00	38,95,333.00	(41,56,231.00)	13,16,60,632.30	40%	12,49,80,951.47	16,67,664.00	7,79,067.00	24,46,731.00	(13,84,813.00)		12,60,42,869.47	56,17,762.83
2	DST-FIST COMPUTER EQUIPMENT	10,800.00				10,800.00	40%	9,167.00	653.00	-	653.00			9,820.00	980.00
3	COMPUTER EQUIPMENT-SPDP	6,03,208.00				6,03,208.00	40%	4,29,484.00	69,490.00	-	69,490.00			4,98,974.00	1,04,234.00
4	SOFTWARE DEVELOPMENT -SPDP	8,82,988.00				8,82,988.00	40%	3,88,054.00	1,97,974.00	-	1,97,974.00			5,86,028.00	2,96,960.00
5	DST-FIST LAB SOFTWARE	17,30,920.00				17,30,920.00	40%	17,30,860.00	24.00	-	24.00			17,30,884.00	36.00
6	COMPUTER PERIPHERALS (RPS)	12,59,623.00				12,59,623.00	40%	12,37,492.00	8,852.00	-	8,852.00			12,46,344.00	13,279.00
7	COMPUTERS EQUIPMENT (DST-SERB)	17,83,954.00				17,83,954.00	40%	7,13,582.00	4,28,149.00	-	4,28,149.00			11,41,731.00	6,42,223.00
8	COMPUTERS EQUIPMENT (TBI Foundation)	2,59,309.00	5,90,000.00			8,49,309.00	40%	51,862.00	3,18,979.00	-	3,18,979.00			3,70,841.00	4,78,468.00
9	SOFTWARE DEVELOPMENT - (DST-SERB)	4,72,000.00				4,72,000.00	40%	1,88,800.00	1,13,280.00	-	1,13,280.00			3,02,080.00	1,69,920.00
10	SOFTWARE DEVELOPMENT - (MODROB - E&T)	5,95,782.00		15,930.00		6,11,712.00	40%	1,19,156.00	1,90,650.00	3,186.00	1,93,836.00			3,12,992.00	2,98,720.00
11	LAB & EQUIPMENT INSTALLATION	9,15,26,458.75		49,45,013.78	(20,55,679.00)	9,44,15,793.53	15%	6,65,69,052.98	32,38,534.00	3,70,876.00	36,09,410.00	13,11,499.00		7,14,89,961.98	2,29,25,831.55
12	LAB & EQUIPMENT INSTALLATION (RPS)	56,73,078.00				56,73,078.00	15%	36,85,161.00	2,98,188.00	-	2,98,188.00			39,83,349.00	16,89,729.00
13	LAB & EQUIPMENT INSTALLATION (MODROB)	9,75,976.00	12,331.00	12,80,535.70		22,68,842.70	15%	73,198.00	1,37,266.00	96,040.00	2,33,306.00			3,06,504.00	19,62,338.70
14	LAB & EQUIPMENT INSTALLATION (TBI Foundation)	20,77,971.00	40,745.00			21,18,716.00	15%	1,55,848.00	2,94,430.00	-	2,94,430.00			4,50,278.00	16,68,438.00
15	MODRAB SCIENCE EQUIPMENT	57,63,229.00				57,63,229.00	15%	40,40,648.00	2,58,387.00	-	2,58,387.00			42,99,035.00	14,64,194.00
16	LIBRARY BOOKS	3,92,48,595.86		72,954.00		3,93,21,549.86	15%	2,94,67,320.00	14,67,191.00	5,472.00	14,72,663.00			3,09,39,983.00	83,81,566.86
17	JOURNALS & PERIODICALS	71,25,777.34		19.00		71,25,796.34	15%	58,83,747.00	1,86,305.00	1.00	1,86,306.00			60,70,053.00	10,55,743.34
18	ELECTRICALS INSTALLATION	1,13,72,576.00	50,153.00	2,95,339.00		1,17,18,068.00	10%	61,48,357.00	5,27,437.00	14,767.00	5,42,204.00			66,90,561.00	50,27,507.00
19	FURNITURE & FIXTURE	4,87,24,546.05		4,12,453.40	(2,54,458.00)	4,89,45,441.45	10%	3,22,66,450.37	16,48,929.00	20,623.00	16,69,552.00	(2,22,752.00)		3,37,13,250.37	1,52,32,191.08
20	OFFICE EQUIPMENTS	1,82,89,217.52	36,569.00	2,03,647.00	(1,81,991.00)	1,83,47,442.52	15%	1,06,42,309.00	11,48,858.00	15,274.00	11,64,132.00	(1,57,564.00)		1,16,48,877.00	66,98,565.52
21	OFFICE EQUIPMENTS COMMUNITY SERVICES D.G. SET-MOBOLE VAN	56,634.00				56,634.00	15%	50,301.00	950.00	-	950.00			51,251.00	5,383.00
22	GAMES & SPORTS EQPT	14,50,830.00				14,50,830.00	10%	10,55,821.00	39,501.00	-	39,501.00			10,95,322.00	3,55,508.00
23	OTHER ASSETS (HDTV NETWORKING)	48,000.00				48,000.00	15%	43,067.00	740.00	-	740.00			43,807.00	4,193.00
24	OTHER ASSETS (CAMERA)	67,858.00				67,858.00	15%	59,654.00	1,231.00	-	1,231.00			60,885.00	6,973.00
25	OTHER ASSETS	1,68,019.00				1,68,019.00	10%	1,61,106.00	1,037.00	-	1,037.00			1,62,143.00	5,876.00
26	OTHER ASSETS(UPS)	5,35,001.00				5,35,001.00	15%	4,64,608.00	10,559.00	-	10,559.00			4,75,167.00	59,834.00
27	SPRINKLER & DRIP SYSTEM	3,36,219.00				3,36,219.00	15%	3,11,498.00	3,708.00	-	3,708.00			3,15,206.00	21,013.00
28	VEHICLE	2,900.00				2,900.00	15%	1,970.00	140.00	-	140.00			2,110.00	790.00
29	FIRE PROTECTION SYSTEMS	44,65,172.02	6,60,182.00	3,27,748.00	(2,87,157.00)	51,65,945.02	15%	11,25,869.00	5,56,849.00	24,581.00	5,81,430.00			17,07,299.00	34,58,646.02
30	AMBULANCE (OMNI)	2,48,482.00				2,48,482.00	15%	2,10,019.00	5,769.00	-	5,769.00			2,15,788.00	32,694.00
	TOTAL (B)	37,76,08,635.84	15,20,899.00	1,14,48,972.88	(69,35,516.00)	38,36,42,991.72		29,22,65,412.82	1,28,21,724.00	13,29,887.00	1,41,51,611.00	(4,53,630.00)	-	30,59,63,393.82	7,76,79,597.90
	TOTAL (A + B)	66,17,80,282.61	15,20,899.00	1,20,27,552.88	(69,35,516.00)	66,83,93,218.49		44,76,93,821.82	2,56,96,048.00	13,58,816.00	2,70,54,864.00	(4,53,630.00)	-	47,42,95,055.82	19,40,98,162.67




YESHWANTRAO CHAVAN COLLEGE OF ENGINEERING - NAGPUR [COLLEGE CONSOLIDATED]

MANAGED BY :- NAGAR YUWAK SHIKSHAN SANSTHA - NAGPUR

ANNEXURE "BB"

SUNDRY LIABILITIES (CREDIT) AND RECOVERIES (DEBIT) AS ON 31ST MARCH 2021.

PARTICULARS	CREDIT	DEBIT
<u>A) STUDENTS</u>		
Registration Fees (BE)	28,65,615.50	
Registration Fees (M Tech)	1,54,708.00	
Fees not Collected Account	9,07,12,494.00	
AICTE (PMSSS)	96,000.00	
EBC Concession (DTE)	1,75,932.75	
EBC Concession (DTE) - 19-20	5,53,157.00	
Scholarship Refundable to SWD	1,45,159.00	
ACES students Chapter	32,500.00	
Commisioner State CET Cell	76,056.00	
ISTE students Chapter	1,95,264.00	
Outstanding Fee (BE)		29,97,98,215.15
Outstanding Fee (Ph D)		2,37,499.00
Outstanding Fee (M Tech)		52,14,892.00
Total "A"	9,50,06,886.25	30,52,50,606.15
<u>B) STAFF</u>		
Security Deposit Staff	15,29,142.00	
Total "B"	15,29,142.00	-
<u>C) OTHERS</u>		
Tax Deducted at Source	3,97,208.00	
Security Deposit Contractor	5,50,067.00	
Hold Up Bill A/c	98,812.00	
Hold Up Bill - GST	3,38,626.00	
Raghav Infradeveloper & Builder Pvt. Ltd. (S.D.)		1,70,931.00
Interest Receivable	-	47,936.83
Liability - Autonomy	44,950.00	
Consultancy Charges Receivable		16,88,774.00
Ycce TBI Foundation		12,50,000.00
Total "C"	14,29,663.00	31,57,641.83
Total (A+B+C)	9,79,65,691.25	30,84,08,247.98




YESHWANTRAO CHAVAN COLLEGE OF ENGINEERING - NAGPUR [COLLEGE CONSOLIDATED]

MANAGED BY :- NAGAR YUWAK SHIKSHAN SANSTHA - NAGPUR

ANNEXURE - " CC"

LIST OF DEPOSIT & INVESTMENTS AS ON 31ST MARCH 2021

PARTICULARS		AMOUNT
<u>INVESTMENT</u>		
Accrued Interest on PNB FDR	15,00,773.00	
Accrued Interest on TUCB FDR	1,48,029.00	
LIC Group Gratuity Scheme	3,25,78,177.30	
F.D.R. (DTE)	21,00,000.00	
F.D.R. With PNB .Khamla	2,19,351.00	
F.D.R. With TUCB (Suman Biswas)	50,601.00	3,65,96,931.30
<u>DEPOSIT</u>		
MSEB Deposit	11,40,254.00	
Nagpur University Reserve Fund	75,000.00	
Water Charges(Deposit)	36,483.00	
Vimal Gas Services (SD)	5,100.00	
Telephone Deposit	15,379.00	12,72,216.00
TOTAL RS.		3,78,69,147.30




YESHWANTRAO CHAVAN COLLEGE OF ENGINEERING - NAGPUR [COLLEGE CONSOLIDATED]

MANAGED BY :- NAGAR YUWAK SHIKSHAN SANSTHA - NAGPUR

ANNEXURE " DD"

LIST OF FUNDS (CREDIT) AS ON 31ST MARCH 2021

FUNDS	OPENING AS ON 01.04.2020	ADDITION 2020-2021 (upto 31.03.21)	LESS TRANSFER/SOLD	CLOSING AS ON 31.03.21
EXTERNAL				
Grant in Aid - AICTE	1,88,523.00		31,708.00	1,56,815.00
Grant In Aid - AICTE - MODROB	51,75,380.00		1,91,491.00	49,83,889.00
Grant In Aid - AICTE - RPS	17,24,193.00	12,69,298.00	2,57,963.00	27,35,528.00
Grant In Aid - AICTE- IIPC	1,26,722.00		13,201.00	1,13,521.00
Grant In Aid - AICTE- NAFETIC Scheme	13,52,569.00		1,46,813.00	12,05,756.00
Grant In Aid - DST	2,98,658.00		1,63,458.00	1,35,200.00
Grant In Aid -SPDP	10,31,858.00	4,73,306.00	1,02,976.00	14,02,188.00
Grant In Aid - IIT Bombay	12,826.00		5,130.00	7,696.00
Libaray Grant (AICTE- M-Tech)	26,695.00		4,005.00	22,690.00
Grant In Aid - Book Bank - SWD, Nagpur	6,99,155.00		1,09,544.00	5,89,611.00
Grant In Aid - SERB	30,00,000.00	3,00,000.00		33,00,000.00
Govt of India, MSME Grant	14,99,900.00			14,99,900.00
Grant In Aid - AICTE - PRERANA Programme	9,99,760.00			9,99,760.00
Grant In Aid - AICTE - STTP	3,00,000.00		3,00,000.00	-
Grant In Aid - STTP		9,49,001.00	8,21,001.00	1,28,000.00
Grant In Aid - ATAL - FDP - AICTE		93,000.00	93,000.00	-
Grant In Aid - AICTE - FDP		93,000.00	93,000.00	-
Grant for Organizing Conference (GOC)		48,000.00	48,000.00	-
Grant In Aid - Unnat Bharat Abhiyan	50,000.00			50,000.00
TEQIP Grant, Govt. Of Maharashtra	1,36,69,890.00			1,36,69,890.00
TOTAL (A)	3,01,56,129.00	32,25,605.00	23,81,290.00	3,10,00,444.00
INTERNAL				
Depreciation Fund	44,76,93,821.82	2,70,54,864.00	4,53,630.00	47,42,95,055.82
Building Revaluation Reserve	6,95,18,894.81			6,95,18,894.81
Alumini Fund	4,85,09,195.00	71,30,000.00	2,69,45,000.00	2,86,94,195.00
Corpus Fund	18,61,75,755.00			18,61,75,755.00
Departmental Development Fund	5,20,150.75			5,20,150.75
Mechanical Department - Corpus Fund	6,50,000.00		6,50,000.00	-
Endowment Fund-Mr.Sanjeev Kumar Das	75,000.00			75,000.00
Staff Welfare Fund	6,37,450.92	1,88,486.00	2,51,397.05	5,74,539.87
Student Welfare Fund	2,78,64,092.00	69,53,509.78	2,55,949.00	3,45,61,652.78
Funds (TEQIP)	63,00,000.00			63,00,000.00
TOTAL (B)	78,79,44,360.30	4,13,26,859.78	2,85,55,976.05	80,07,15,244.03
TOTAL Rs. (A+B)	81,81,00,489.30	4,45,52,464.78	3,09,37,266.05	83,17,15,688.03




YESHWANTRAO CHAVAN COLLEGE OF ENGINEERING - NAGPUR [COLLEGE CONSOLIDATED]
MANAGED BY :- NAGAR YUWAK SHIKSHAN SANSTHA - NAGPUR
ANNEXURE - " EE"
LIST OF PROVISION FOR EXPENSES AS ON 31ST MARCH 2021

PARTICULARS	AMOUNT	AMOUNT
Provision for Employer's Contribution to P.F.	6,64,400.00	
Provision For Expenses	34,13,941.10	
Provision for Salary & Allowances	3,71,90,073.00	
Provision for Administrative Charges	55,366.00	
Prepaid Cash Insurance		1,735.00
Prepaid Expense for Membership Fee		12,381.00
Prepaid Fire Insurance		12,030.00
Prepaid Internet Expenses		44,167.00
Prepaid Property Insurance		237.00
Prepaid Software Expenses		9,40,052.00
Prepaid Web Expenses		2,459.00
TOTAL RS..	4,13,23,780.10	10,13,061.00

ANNEXURE - " GG"
LIST OF CLOSING BALANCES AS ON 31ST MARCH 2021

PARTICULARS		CLOSING
<u>A) CASH IN HAND</u>		
Cash In Hand (YCCE)	27,171.00	
Cash In Hand (AUTONOMY)	33,026.00	60,197.00
<u>B) BANK</u>		
Punjab National Bank A/c.1472002100003909	80,00,954.24	
Punjab National Bank A/c(Sch)1472002100023624	9,99,370.62	
Punjab National Bank-DST-SB-1472000100377408	1,24,216.79	
Punjab National Bank- Gratuity- 1472002100026108	1,06,009.03	
Punjab National Bank-Salary A/c-1472002100029956	19,78,659.40	
Punjab National Bank- A/c-1472002100021431	46,731.37	
Tirupati Urban Coop Bank Ltd A/c.007002100000004	9,52,666.91	
Tirupati Urban Co-Op Bank Ltd Exam A/C 03	14,62,571.40	
Tirupati Urban Co-Op Bank Ltd. -Grants A/c-459	9,72,369.80	
Tirupati Urban Co-Op Bank Ltd Salary A/c 402	2,07,247.96	
Tirupati Urban Co-Opertive Bank Ltd.,130	53,21,614.75	
TUCB A/c 21/686 - YCCE Other Fees	42,661.20	
TUCB - Autonomy - AC-007002100000635	59,40,050.47	
Bank of India, Hingna-Ac-876620110000226	30,454.98	
Canara Bank Joint Escrow A/c 51646	10,393.00	
Nag. Dist. Cent. Co-Op. Bank, Hingna A/c 6819	1,11,830.59	
Union Bank Of India A/c(443801010035155)	16,868.16	
TOTAL RS..	2,63,24,670.67	-




YESHWANTRAO CHAVAN COLLEGE OF ENGINEERING - NAGPUR [COLLEGE CONSOLIDATED]

MANAGED BY :- NAGAR YUWAK SHIKSHAN SANSTHA - NAGPUR

ANNEXURE - " FF"


LIST OF SUNDRY CREDITORS & DEBTORS AS ON 31ST MARCH 2021

PARTICULARS	CREDIT	DEBIT
Ranvir Construction	1,04,623.00	
A B ENTERPRISES	12,128.00	
BPL Telecom Pvt. Limited	24,287.00	
Key Computers		21,600.00
M/s LIBSYS Ltd.,		73,000.00
M T A B Engineers (P) Ltd		67,660.00
New Shriniketan Printing Press	5,582.00	
Optimistic Technology Solutions Pvt. Ltd		1,52,122.00
Oyster Infracon Pvt Ltd.,	38,958.00	
QUALITY CERTIFICATION ADVISOR		60,000.00
R. N. Engineers	19,921.00	
Scientech Technologies Pvt. Ltd.	39,210.00	
SSD Enterprises		2,17,150.00
Swaragi Restaurant		6,075.00
Thyssenkrupp Elevator[India] Pvt Ltd.,		43,533.00
Vertiv Energy Private Limited		79,500.00
Petro Card (Abhijeet Petroleum)		21,153.35
TOTAL RS.	2,44,709.00	7,41,793.35




YESHWANTRAO CHAVAN COLLEGE OF ENGINEERING - NAGPUR [COLLEGE CONSOLIDATED]		
MANAGED BY :- NAGAR YUWAK SHIKSHAN SANSTHA - NAGPUR		
ANNEXURE "A"		
LIST OF INCOME FOR THE YEAR ENDED ON 31ST MARCH -2021		
PARTICULAR		AMOUNT
FEES AND FINES		
Tuition Fee (I Shift)	45,20,15,886.00	
Tuition Fee (II Shift)	1,48,42,117.00	
Development fees (I Shift)	7,37,01,438.00	
Development fees (II Shift)	29,93,998.00	
Tuition Fee (NRI)	3,94,745.00	
Tuition Fees (Ph.D)	7,21,250.00	
Tuition Fee (M. Tech)	1,15,65,205.00	
Development fees (M.Tech)	17,34,795.00	55,79,69,434.00
OTHER FEES & FINES		
Admission Cancellation(Fines)	8,28,364.00	
Library Fine	3,51,876.00	
Other Fines	4,100.00	
Fees for Minor Course	1,12,000.00	
Addl Library Fees - BE	60,42,000.00	
Annual Clearance Fees - BE	12,95,000.00	
Co-Curricular Fees - BE	68,70,500.00	
Honor Course Fees	1,80,994.00	
Medical Fees - BE	30,21,000.00	
Transcript Fees Students - BE	2,88,500.00	
Verification Fees	2,25,600.00	
Addl Library Fees - M Tech	1,33,000.00	
Annual Clearance Fees - M Tech	47,500.00	
Co-Curricular Fees - M Tech	2,55,000.00	
Autonomy Fees	1,57,93,292.00	
Medical Fees - M Tech	66,500.00	3,55,15,226.00
OTHER INCOME		
Interest Received	5,75,690.00	
Consultancy Charges (Receipts)	10,84,039.00	
Grants (Income)	12,71,001.00	
Misc. Income	43,758.00	
Book Bank Charges	1,24,043.00	30,98,531.00
		59,65,83,191.00

ANNEXURE - " B "		
LIST OF SALARIES & ALLOWANCES FOR THE YEAR ENDED ON 31ST MARCH 2021		
PARTICULARS	AMOUNT	AMOUNT
SALARIES AND ALLOWANCES		
Salaries & Allowances - Teaching	30,48,46,080.50	
Salaries & Allowances - Non Teaching	7,82,46,687.50	38,30,92,768.00
Contribution to Retirement Benefits		
Employer's Contribution to Provident Fund	74,69,542.00	
PF Administrative Charges	6,49,456.00	
Mortality Charges (LIC GGCA)	5,43,209.32	86,62,207.32
Other Allowances	3,16,200.00	
6th Pay Arrears	2,50,07,967.00	
VRS Compensation	23,24,428.00	
Gratuity Paid to Staff	3,68,48,785.00	6,44,97,380.00
TOTAL Rs.		45,62,52,355.32



YESHWANTRAO CHAVAN COLLEGE OF ENGINEERING - NAGPUR [COLLEGE CONSOLIDATED]		
MANAGED BY :- NAGAR YUWAK SHIKSHAN SANSTHA - NAGPUR		
ANNEXURE - "C"		
LIST OF CONTINGENCIES FOR THE YEAR ENDED ON 31ST MARCH 2021		
PARTICULARS		AMOUNT
Insurance		
Cash Insurance	4,900.00	
Fire Insurance	1,20,981.00	
Property Insurance	764.00	
Vehicle Insurance	20,305.00	1,46,950.00
Rent Taxes & Other Charges		
R T O Tax (Bus& Jeep)	1,448.00	
Vehicle Fuel Charges	3,31,129.23	3,32,577.23
Repair & Maintenance		
Repairs & Maintenance (Building)	1,12,76,162.40	
Repairs & Maintenance [Furniture & Fixture]	12,52,594.40	
Campus Expenses	4,08,457.00	
Garden Maintenance	12,80,382.80	
Repair & Maint. D. G. Set	90,966.01	
Repair & Maintenance-Computer Equipments	15,47,254.80	
Repair & Maintenance-Electricals	33,90,009.50	
Repair & Maintenance-Equipments	1,19,819.00	
Repair & Maintenance Expen- Fire Profection Systems	1,07,348.00	
Repair & Maintenance- Office Equipment	6,21,098.00	
Repair & Maintenance-Vehicles	20,421.00	2,01,14,512.91
Autonomy Expenses		43,39,202.20
Grant Expenses		
DST-SERB Recurring Expenses	3,22,150.00	
Faculty Development Programme [FDP]	1,86,000.00	
Laboratory Consumables- MODROB	1,21,109.30	
Laboratory Consumable-RPS Grants	18,690.00	
Recurring Expenses- TBI	1,39,430.00	
Repair & Maintenance Computer Equipment- TBI Founda	300.00	
STTP GRANT EXPENSES	10,01,751.00	
Student Developemtn Workshop- Prerana Scheme	3,23,000.00	
Study Material Expenses	20,000.00	21,32,430.30
Seminars/Workshops (Staff)		
Membership Fees-Staff	5,310.00	
S T T P Expenses	4,500.00	
Workshops- Staff	1,17,155.00	
Workshop (TA/DA Regn Fee) - Staff	1,000.00	1,27,965.00

PAGE 2



Staff Welfare & Training		
Staff Recruitment & Training	9,75,411.00	
Staff Welfare Expenses	5,64,857.00	15,40,268.00
Other Contingencies		
Computer Equipment Write Off	16,279.00	
Furniture Written Off	10,073.00	
Lab.Equipment Write Off	2,04,883.00	
Office Equipment Written Off	24,427.00	
Academic Advisory Board Exp.	50,000.00	
Administration Expenses	19,15,500.00	
Admission Branding Expenses	5,35,573.00	
Advertisement Expenses	21,86,986.00	
Affiliation & Continuation Fees - NU	3,71,600.00	
Alumni Meet Expenses	72,954.50	
Bank Commission & Other Charges	4,71,530.78	
Binding Expenses	3,175.00	
Book Binding Charges	17,025.00	
Cleaning Expenses	67,790.00	
College Expenses(Common Amenities)	19,15,500.00	
Committee Inspection Charges	48,704.00	
Computer Stationery	76,278.20	
Consultancy Charges	42,50,369.00	
Conveyance Expenses	54,352.00	
Department Level Assesment Expenses[DLA]	47,109.00	
Electricity Charges	43,74,532.21	
Fee Concession - Students	70,92,632.00	
Fees for NBA	1,77,000.00	
Generator Diesel Expenses	3,54,495.00	
GGCA Fund Management Charges	2,62,476.16	
Graduation Ceremony Expenses	1,20,311.00	
Hire Charges	35,36,588.00	
Hire Charges - Equipment	22,00,531.00	
Interest on TDS	17,958.00	
Internal Audit Expenses	5,16,802.00	
Internal Audit Fee	7,08,885.00	
Internet Expenses	6,76,807.00	
Journals & Periodicals [Expenses]	14,36,174.00	
Laboratory Consumables & Expenses	2,18,326.97	
Legal Charges	24,174.00	
Membership Fee	55,149.00	
Mentoring Expenses	38,31,000.00	
Office Expenses	5,73,128.30	
Postage & Telegram	26,418.80	
Printing & Stationery	8,39,548.50	
Professional Fee	13,62,254.00	
Retainership Fees	21,69,320.00	
Software Expenses	23,97,590.00	
Telephone & Internet Expenses	2,40,487.64	
Travelling & Conveyance Expenses	40,617.00	
Uniform Expenses	4,896.00	
Water Charges	3,48,174.00	
Web Expenses	2,52,663.00	4,61,99,047.06
Research & Development		
Copy Right & Patent	9,50,620.60	
Departmental Magazine Expenses	22,730.00	
Paper Presentation at Conferences (Staff)	2,22,809.00	
Research Journal -College	15,557.00	
Research and Development	5,60,000.00	17,71,716.60
Student Centric Expenses		
Games & Sports Expenses	9,600.00	
Gathering & Cultural Activities	24,038.00	
Guest Lecture Expenses	60,119.00	
Membership Fees- Student	8,850.00	
Paper Presentation at Conference [Student]	15,500.00	
Prizes & Awards [Student]	2,37,000.00	
Project Seminar -M-Tech	2,000.00	
Student Development Program-SDP	40,000.00	
Student Project Expenses	1,70,613.00	
Student Training Programme	20,22,929.00	
Student Welfare Expenses	63,848.00	
Training & Placement Expenses	1,900.00	
Workshops-Students	36,519.00	
		26,92,916.00
TOTAL RS.		7,93,97,585.30

YESHWANTRAO CHAVAN COLLEGE OF ENGINEERING - NAGPUR [COLLEGE CONSOLIDATED]

MANAGED BY :- NAGAR YUWAK SHIKSHAN SANSTHA - NAGPUR

ANNEXURE - "D"

LIST OF FINANCIAL EXPENSES FOR THE YEAR ENDED ON 31ST MARCH 2021

PARTICULARS	AMOUNT	AMOUNT
FINANCIAL EXPENSES		
Bank Interest CC		38,27,862.00
Interest on Loan A/c		1,03,29,272.00
Interest on Term Loan		29,51,789.22
TOTAL Rs.		1,71,08,923.22

