

**A. A. SOLAO & CO.**  
CHARTERED ACCOUNTANTS

PHONE : 6618733  
HOUSE 61,  
CENTRAL BAZAR ROAD,  
BAJAJ NAGAR,  
NAGPUR - 440010

---


**A U D I T O R S   R E P O R T**

We have audited the attached **CONSOLIDATED BALANCE - SHEET** of **YESHWANTRAO CHAVAN COLLEGE OF ENGINEERING, NAGPUR DIST: NAGPUR** Managed by **NAGAR YUWAK SHIKSHAN SANSTHA, NAGPUR** as on **31<sup>st</sup> March 2017.** and also the **CONSOLIDATED INCOME AND EXPENDITURE ACCOUNT.** Annexed thereof for the year ending on that date and report that ;

- 1] We have obtained all the information and explanations which to the best of our knowledge and belief are necessary , for the purpose of audit.
- 2] Proper books of account as required by law have been kept.
- 3] The **BALANCE SHEET** and **INCOME & EXPENDITURE ACCOUNT** referred to in this report are in agreement with the books of accounts.
- 4] In our opinion and to the best of our information & according to the explanation give to us , the said Financial Accounts give a true and fair view.
  - a] In so far as it relates to **BALANCE SHEET** of the state of affairs of the College as on **31<sup>st</sup> March 2017.**
  - b] In case of **INCOME & EXPENDITURE** Account of **EXCESS OF INCOME OVER EXPENDITURE** for the year ended on **31st March 2017.**

NAGPUR  
DATE : 20/06/2017

FOR A . A .SOLAO & CO.  
CHARTERED ACCOUNTANT



PROPRIETOR  
[M.NO.016466]

**YESHWANTRAO CHAVAN COLLEGE OF ENGINEERING - NAGPUR**  
**MANAGE BY NAGAR YUWAK SHIKSHAN SANSTHA- NAGPUR**

SCHEDULES OF SIGNIFICANT ACCOUNT POLICIES & NOTES ON ACCOUNT  
FOR THE YEAR EDNDED ON 31<sup>ST</sup> MARCH 2017

**I) Statement On Significant Accounting Policies:-**

**1. Accounting Convention.**

The Account is drawn under the historical cost convention on accrual basis & has been prepared in accordance with the applicable Accounting Standards.

**2. Revenue Recognition:**

- a) Tuition & Other Student fees are recognized on accrual basic.
- b) Income from interest bearing securities & fixed deposit with bank is accounted for on accrual basic.

**3. Fixed Assets / Depreciation:**

Fixed Assets are stated at historical cost Depreciation on fixed assets is provided on the written down value method at the rates Prescribed Under the Income Tax Act, 1962.

**4. Investment:**

Investments are stated at Cost.

**5. Inventories:**

Inventories are mainly in the nature of consumable and the same are charged to revenue in the year of purchase.

**6. Retirement Benefits:**

Contribution to provident fund and gratuity fund is recognized on accrual basis.

**II) Notes of Account:**

- 1) There are no contingent liabilities outstanding as on the Balance Sheet date.
- 2) This Account includes the Accounts of Following Units of YCCE.
  - i) YCCE
  - ii) TEQIP
  - iii) M-TECH
- 3) Yeshwantrao Chavan College of Engineering is run by Nagar Yuwak Shikshan Sanstha a Registered Public Charitable Trust which is registered under section 12A of the Income Tax Act and has been approved for exemption under the provisions of section 10(23C) (vi) of the Indian Income Tax Act.1961.
- 4) The Trust is engaged in imparting education.

Nagpur.

Date: 20/06/2017



FOR A.A.SOLAO & CO.  
CHARTERED ACCOUNTANTS

PROPRIETOR  
[M.NO.016466]

**YESHWANTRAO CHAVAN COLLEGE OF ENGINEERING - NAGPUR [COLLEGE CONSOLIDATED]**

**MANAGED BY :- NAGAR YUWAK SHIKSHAN SANSTHA - NAGPUR**

**CONSOLIDATED BALANCE SHEET**

**AS ON 31ST MARCH -2017**

| FUNDS & LIABILITIES                 |                | AMOUNT                   | PROPERTY & ASSETS                                   |                 | AMOUNT                   |
|-------------------------------------|----------------|--------------------------|---|-----------------|--------------------------|
| <u>FUNDS A/c. (ANN"DD")</u>         |                | 89,90,04,904.30          | <u>IMMOVABLE &amp; MOVABLE PROPERTIES (ANN"AA")</u> |                 | 58,75,55,599.13          |
| <u>SUNDRY LIABILITIES (ANN"BB')</u> |                |                          | <u>OTHER DEBIT BALANCES (ANN"BB")</u>               |                 |                          |
| Students                            | 1,25,53,093.00 |                          | Staff   | 1,06,314.00     |                          |
| University                          | 1,30,238.00    |                          | Other   | 6,67,04,766.77  |                          |
| Staff Liabilities                   | 21,00,696.00   |                          | Student   | 17,51,23,821.00 | 24,19,34,901.77          |
| Other Liabilities                   | 26,84,247.00   |                          |   |                 |                          |
| Caution Money Deposit               | 36,34,160.00   | 2,11,02,434.00           |   |                 |                          |
| <u>PROVISIONS (ANN"EE")</u>         |                | 3,23,76,742.00           | <u>DEPOSIT &amp; INVESTMENTS (ANN "CC")</u>         |                 | 65,03,671.00             |
| <u>SUNDRY CREDITORS(ANN"FF")</u>    |                | 1,18,52,579.70           | <u>PROVISION (ANN"EE")</u>                          |                 | 7,75,394.00              |
|                                     |                |                          | <u>SUNDRY DEBTORS (ANN"FF")</u>                     |                 | 15,30,891.55             |
| <u>LOANS &amp; ADVANCES</u>         |                |                          | <u>LOANS &amp; ADVANCES</u>                         |                 |                          |
| Loan from Govt of Maharashtra       | 3,01,82,445.00 |                          | Nagar Yuwak Shikshan Sanstha, Nagpur                |                 | 23,74,62,587.38          |
| Abhudaya Co-Op Bank Ltd             | 7,03,32,086.00 |                          |   |                 |                          |
| Wardha Nagari Sahakari Adhikosh     | 2,05,35,850.00 | 12,10,50,381.00          | <u>CLOSING BALANCE (ANN"GG")</u>                    |                 | 96,23,996.17             |
|                                     |                |                          |   |                 |                          |
| <b>TOTAL RS..</b>                   |                | <b>1,08,53,87,041.00</b> | <b>TOTAL RS..</b>                                   |                 | <b>1,08,53,87,041.00</b> |

AS PER OUR REPORTS OF EVEN DATE

FOR A.A.SOLAO & CO.

CHARTERED ACCOUNTANT



PROPRIETOR

[M.NO.016466]

NAGPUR

DATE :- 20/06/2017


**YESHWANTRAO CHAVAN COLLEGE OF ENGINEERING [COLLEGE CONSOLIDATED]**

MANAGED BY: NAGAR YUWAK SHIKSHAN SANSTHA -NAGPUR

**ANNEXURE "AA"**

LIST OF IMMOVABLE & MOVABLE PROPERTY AS ON 31ST MARCH-17

| SR.N<br>O                 | PARTICULARS   | BALANCE<br>AS ON<br>01.04.16 | ADDITION<br>FROM<br>1.4.16<br>TO<br>30.09.16 | ADDITION<br>FROM<br>1.09.2016<br>TO<br>31.03.2017 | ADJUSTMENTS           | GROSS<br>BLOCK<br>AS ON<br>31.03.17 | DEPR<br>N<br>RATE | DEPRECIATION<br>FUND<br>AS ON<br>01.04.16 | DEPRECIATION ON<br>ASSETS<br>FROM<br>01.04.16<br>TO<br>30.9.16 | DEPRECIATION<br>ON ASSETS<br>FROM<br>01.10.16<br>TO 31.03.17 | DEPRECIATION ON<br>31-03-17 | DEPRECIATION<br>FUND IN ASSET FOR<br>ADJUSTED<br>W OFF (-) | REVALUATION /<br>RESERVE | DEPRECIATION<br>FUND<br>UPTO<br>31.03.17 | NET<br>BLOCK<br>AS ON<br>31.03.2017 |
|---------------------------|---|------------------------------|--|---|-----------------------|-------------------------------------|-------------------|---|--|--|-----------------------------|--|--------------------------|--|-------------------------------------|
|                           |   | 1                            | 2  | 3   | 4                     | 5                                   | 6                 | 7   | 8  | 9  | (10=(8+9))                  | 11   | 12                       | 13                                       | 14=(5-13)                           |
| <b>IMMOVABLE PROPERTY</b> |   |                              |  |   |                       |                                     |                   |   |  |  |                             |  |                          |  |                                     |
| 1                         | COLLEGE BUILDING  | 21,08,64,883.88              | 2,24,11,627.00                               | 5,53,361.00                                       |                       | 23,38,29,871.88                     | 10%               | 11,16,78,132.00                           | 52,07,948.00   | 27,668.00  | 52,35,616.00                | -  | 6,95,18,894.81           | 11,69,13,748.00                          | 11,69,16,123.88                     |
| 2                         | COLLEGE BUILDING CCC                                    | 70,50,000.00                 | -  | -   |                       | 70,50,000.00                        | 10%               | 45,75,167.00                              | 2,47,483.00  | -  | 2,47,483.00                 | -  |                          | 48,22,650.00                             | 22,27,350.00                        |
| 3                         | COLLEGE BUILDING (WIP)                                  | 2,46,95,951.00               | 20,79,670.00                                 | 80,03,433.00                                      | 2,21,81,571.00        | 1,25,97,483.00                      |                   | -   | -  | -  | -                           | -  |                          | -  | 1,25,97,483.00                      |
|                           | <b>TOTAL (A)</b>  | <b>24,26,10,834.88</b>       | <b>2,44,91,297.00</b>                        | <b>85,56,794.00</b>                               | <b>2,21,81,571.00</b> | <b>25,34,77,354.88</b>              |                   | <b>11,62,53,299.00</b>                    | <b>54,55,431.00</b>  | <b>27,668.00</b>   | <b>54,83,099.00</b>         | <b>-</b>   | <b>6,95,18,894.81</b>    | <b>12,17,36,398.00</b>                   | <b>13,17,40,956.88</b>              |
| <b>MOVABLE PROPERTIES</b> |   |                              |  |   |                       |                                     |                   |   |  |  |                             |  |                          |  |                                     |
| 1                         | COMPUTERS & PERIPHERALS & SOFTWARE                      | 11,15,96,521.71              | 76,71,461.00                                 | 26,25,078.00                                      | 4,13,400.00           | 12,14,79,660.71                     | 60%               | 10,18,00,700.47                           | 1,04,79,325.00   | 7,87,523.00  | 1,12,66,848.00              | 4,11,659.00  |                          | 11,26,55,889.47                          | 88,23,771.24                        |
| 2                         | DST-FIST COMPUTER EQUIPMENT                             |                              |  | 10,800.00   |                       | 10,800.00                           | 60%               |   |  | 3,240.00   | 3,240.00                    |  |                          | 3,240.00                                 | 7,560.00                            |
| 3                         | DST-FIST LAB SOFTWARE                                   | 17,30,920.00                 |  |   |                       | 17,30,920.00                        | 60%               | 17,30,231.00                              | 413.00   | -  | 413.00                      |  |                          | 17,30,644.00                             | 276.00                              |
| 4                         | COMPUTER PERIPHERALS (RPS)                              | 11,92,823.00                 | 14,800.00                                    |   |                       | 12,07,623.00                        | 60%               | 11,24,810.00                              | 49,688.00  | -  | 49,688.00                   |  |                          | 11,74,498.00                             | 33,125.00                           |
| 5                         | LAB & EQUIPMENT INSTALLATION                            | 7,68,82,270.48               | 27,15,521.00                                 | 48,07,473.00                                      | -                     | 8,44,05,264.48                      | 15%               | 5,14,40,750.98                            | 42,23,556.00   | 3,60,560.00  | 45,84,116.00                | -  |                          | 5,60,24,866.98                           | 2,83,80,397.50                      |
| 6                         | LAB & EQUIPMENT INSTALLATION (RPS)                      | 41,51,512.00                 |  | 14,62,876.00                                      |                       | 56,14,388.00                        | 15%               | 20,06,889.00                              | 3,21,693.00  | 1,09,716.00  | 4,31,409.00                 |  |                          | 24,38,298.00                             | 31,76,090.00                        |
|                           | MODRAB SCIENCE EQUIPMENT                                | 47,49,211.00                 | 10,14,018.00                                 | -   |                       | 57,63,229.00                        | 15%               | 24,63,305.00                              | 4,94,989.00  | -  | 4,94,989.00                 |  |                          | 29,58,294.00                             | 28,04,935.00                        |
|                           | LIBRARY BOOKS   | 3,46,35,178.86               | 12,24,886.00                                 | 9,97,105.00                                       | -                     | 3,68,57,169.86                      | 15%               | 2,12,99,059.00                            | 21,84,151.00   | 74,783.00  | 22,58,934.00                | -  |                          | 2,35,57,993.00                           | 1,32,99,176.86                      |
|                           | JOURNALS & PERIODICALS                                  | 71,25,687.34                 | 26.00  | -   | -                     | 71,25,713.34                        | 15%               | 47,46,472.00                              | 3,56,886.00  | -  | 3,56,886.00                 | 1.00   |                          | 51,03,357.00                             | 20,22,356.34                        |
| 10                        | ELECTRICALS INSTALLATION                                | 77,20,070.00                 | 64,540.00                                    | 6,58,609.00                                       |                       | 84,43,219.00                        | 10%               | 44,36,911.00                              | 3,34,770.00  | 32,930.00  | 3,67,700.00                 |  |                          | 48,04,611.00                             | 36,38,608.00                        |
| 11                        | FURNITURE & FIXTURE                                     | 4,27,43,044.04               | 10,74,157.00                                 | 17,76,140.69                                      | 98,899.00             | 4,54,94,442.73                      | 10%               | 2,44,32,975.37                            | 19,35,632.00   | 88,807.00  | 20,24,439.00                | 70,997.00  |                          | 2,63,86,417.37                           | 1,91,08,025.36                      |
| 12                        | OFFICE EQUIPMENTS                                       | 89,26,443.28                 | 3,91,977.00                                  | 37,03,717.00                                      | -                     | 1,30,22,137.28                      | 15%               | 64,15,369.00                              | 4,35,458.00  | 2,77,779.00  | 7,13,237.00                 | -  |                          | 71,28,606.00                             | 58,93,531.28                        |
| 13                        | OFFICE EQUIPMENTS COMMUNITY SERICES D.G. SET-MOBOLE VAN | 56,634.00                    |  |   |                       | 56,634.00                           | 15%               | 44,501.00                                 | 1,820.00   | -  | 1,820.00                    |  |                          | 46,321.00                                | 10,313.00                           |
| 14                        | GAMES & SPORTS EQPT                                     | 14,50,830.00                 | -  |   |                       | 14,50,830.00                        | 10%               | 8,48,773.00                               | 60,206.00  | -  | 60,206.00                   |  |                          | 9,08,979.00                              | 5,41,851.00                         |
| 15                        | OTHER ASSTES (HDTV NETWORKING)                          | 48,000.00                    |  |   |                       | 48,000.00                           | 15%               | 38,550.00                                 | 1,418.00   | -  | 1,418.00                    |  |                          | 39,968.00                                | 8,032.00                            |
| 15                        | OTHER ASSTES (CAMERA)                                   | 67,858.00                    |  |   |                       | 67,858.00                           | 15%               | 52,141.00                                 | 2,358.00   | -  | 2,358.00                    |  |                          | 54,499.00                                | 13,359.00                           |
| 17                        | OTHER ASSETS  | 1,68,019.00                  |  |   |                       | 1,68,019.00                         | 15%               | 1,54,777.00                               | 1,986.00   | -  | 1,986.00                    |  |                          | 1,56,763.00                              | 11,256.00                           |
| 19                        | OTHER ASSETS(UPS)                                       | 5,35,001.00                  |  |   |                       | 5,35,001.00                         | 15%               | 4,00,151.00                               | 20,228.00  | -  | 20,228.00                   |  |                          | 4,20,379.00                              | 1,14,622.00                         |
| 19                        | SPRINKLER & DRIP SYSTEM                                 | 3,36,219.00                  |  |   |                       | 3,36,219.00                         | 15%               | 2,88,863.00                               | 7,103.00   | -  | 7,103.00                    |  |                          | 2,95,966.00                              | 40,253.00                           |
| 20                        | DEAD STOCK  | 10,98,918.97                 |  |   | 10,89,185.12          | 9,733.85                            | 10%               | 6,26,207.00                               | 46.00  | -  | 46.00                       | 6,16,936.00  |                          | 9,317.00                                 | 416.85                              |
| 21                        | VEHICLE   | 2,900.00                     |  |   |                       | 2,900.00                            | 15%               | 1,119.00                                  | 267.00   | -  | 267.00                      |  |                          | 1,386.00                                 | 1,514.00                            |
| 22                        | AMBULANCE (OMNI)  | 2,48,482.00                  |  |   |                       | 2,48,482.00                         | 15%               | 1,74,799.00                               | 11,052.00  | -  | 11,052.00                   |  |                          | 1,85,851.00                              | 62,631.00                           |
|                           | <b>TOTAL (B)</b>  | <b>30,54,66,543.68</b>       | <b>1,41,71,386.00</b>                        | <b>1,60,41,798.69</b>                             | <b>16,01,484.12</b>   | <b>33,40,78,244.25</b>              |                   | <b>22,45,27,353.82</b>                    | <b>2,09,23,045.00</b>  | <b>17,35,338.00</b>  | <b>2,26,58,383.00</b>       | <b>10,99,593.00</b>  | <b>-</b>                 | <b>24,60,86,143.82</b>                   | <b>8,79,92,100.43</b>               |
|                           | <b>TOTAL (A + B)</b>                                    | <b>54,80,77,378.56</b>       | <b>3,86,62,683.00</b>                        | <b>2,45,98,592.69</b>                             | <b>2,37,83,055.12</b> | <b>58,75,55,599.13</b>              |                   | <b>34,07,80,652.82</b>                    | <b>2,63,78,476.00</b>  | <b>17,63,006.00</b>  | <b>2,81,41,482.00</b>       | <b>10,99,593.00</b>  | <b>6,95,18,894.81</b>    | <b>36,78,22,541.82</b>                   | <b>21,97,33,057.31</b>              |



YESHWANTRAO CHAVAN COLLEGE OF ENGINEERING - NAGPUR [COLLEGE CONSOLIDATED]

MANAGED BY :- NAGAR YUWAK SHIKSHAN SANSTHA - NAGPUR

ANNEXURE "BB"

SUNDRY LIABILITIES (CREDIT) AND RECOVERIES (DEBIT) AS ON 31st MAR CH - 2017

| PARTICULARS                          | CREDIT         | DEBIT           |
|--------------------------------------|----------------|-----------------|
| <b>A) STUDENTS</b>                   |                |                 |
| Book Bank Deposit (BE)               | 10,826.00      |                 |
| Outstanding Exam. Fees               |                | 2,400.00        |
| Registration Fees (BE)               | 1,05,20,382.00 |                 |
| Registration Fees (M Tech)           | 5,47,432.00    |                 |
| Scholarship (Govt of Mah) BE         | 9,93,876.00    |                 |
| Admission Thru CAPS (III round)      | 4,80,577.00    |                 |
| Outstanding Fee (BE)                 |                | 17,15,40,695.00 |
| Outstanding Fee (PTDC)               |                | 3,17,582.00     |
| Outstanding Fee (M Tech)             |                | 32,63,144.00    |
| Total "A"                            | 1,25,53,093.00 | 17,51,23,821.00 |
| <b>B) University</b>                 |                |                 |
| University Exam Fees                 | 1,30,238.00    |                 |
| Total "B"                            | 1,30,238.00    | -               |
| <b>C) STAFF</b>                      |                |                 |
| Security Deposit Staff               | 7,31,402.00    |                 |
| Employees Contribution to PF         | 4,709.00       |                 |
| Contractual Staff Contribution to PF | 28,968.00      |                 |
| Remuneration CAC payable             | 11,67,977.00   |                 |
| Holdup Salary Staff                  | 40,648.00      |                 |
| Other payable to staff               | 1,26,000.00    |                 |
| Other staff deduction (SD)           | 37.00          |                 |
| Staff Advances                       | 955.00         | 1,06,314.00     |
| Total "C"                            | 21,00,696.00   | 1,06,314.00     |
| <b>D) OTHERS</b>                     |                |                 |
| Tax Deducted at Source               | 4,50,976.00    | -               |
| Security Deposits Contractor         | 21,40,809.00   |                 |
| Consultancy Charges Receivable       |                | 1,80,000.00     |
| Security Deposits (Bus)              |                | 3,90,250.00     |
| LIC Group gratuity Scheme            |                | 6,60,82,016.77  |
| WCT-TDS                              | 91,472.00      |                 |
| IIT- Kharagpur                       |                | 52,500.00       |
| IIT- Gate Exam                       | 990.00         |                 |
| Total "D"                            | 26,84,247.00   | 6,67,04,766.77  |
| Total (A+B+C+D)                      | 1,74,68,274.00 | 24,19,34,901.77 |

NAGPUR

DATE :- 20/06/2017



FOR A.A.SOLAO & CO.  
CHARTERED ACCOUNTANTS

PROPRIETOR

[M.No.016466]

YESHWANTRAO CHAVAN COLLEGE OF ENGINEERING - NAGPUR [COLLEGE CONSOLIDATED]

MANAGED BY :- NAGAR YUWAK SHIKSHAN SANSTHA - NAGPUR

ANNEXURE - " CC "

LIST OF DEPOSIT & INVESTMENTS 31 st MARCH -2017

| PARTICULARS                                 |              |              | AMOUNT              |
|---|--------------|--------------|---------------------|
| <b>INVESTMENTS</b>                          |              |              |                     |
| Accrued Interest on PNB FDR                 | 9,79,439.00  |              |                     |
| Accrued Interest on TUCB FDR                | 51,065.00    |              |                     |
| Interest Receivable (MSEDCL)                | 1,08,207.00  |              |                     |
| FDR with TUCB (Mechanical Dept Corpus Fund) | 7,70,139.00  |              |                     |
| FDR with PNB Khamla                         | 32,93,516.00 |              |                     |
| FDR with TUCB                               | 40,001.00    | 52,42,367.00 |                     |
| <b>DEPOSITS</b>                             |              |              |                     |
| Gas Deposit (Vimal Services)                | 5,100.00     |              |                     |
| Water Charges (Deposit)                     | 36,483.00    |              |                     |
| MSEB Deposit                                | 11,38,841.00 |              |                     |
| Nagpur University Reserve Fund              | 75,000.00    |              |                     |
| Telephone Deposit                           | 5,880.00     | 12,61,304.00 | 65,03,671.00        |
| <b>TOTAL RS.</b>                            |              |              | <b>65,03,671.00</b> |

ANNEXURE " DD "

LIST OF FUNDS (CREDIT) AS ON 31ST MARCH -2017

| FUNDS                                  | OPENING                | ADDITION<br>2016-17    | LESS : TRANSFER       | CLOSING<br>AS ON 31.03.2017 |
|--|------------------------|------------------------|-----------------------|-----------------------------|
| <b>EXTERNAL</b>                        |                        |                        |                       |                             |
| Grant in Aid - AICTE                   | 15,00,000.00           |                        | 11,89,383.00          | 3,10,617.00                 |
| Grant In Aid - AICTE - MODROB          | 51,28,270.00           |                        | 25,41,079.00          | 25,87,191.00                |
| Grant In Aid - AICTE - RPS             | 54,52,148.00           | 34,556.00              | 22,73,173.00          | 32,13,531.00                |
| Grant In Aid - AICTE- IIPC             | 8,52,110.00            |                        | 6,75,280.00           | 1,76,830.00                 |
| Grant In Aid - AICTE- NAFETIC Scheme   | 24,00,000.00           | 12,00,000.00           | 20,13,681.00          | 15,86,319.00                |
| Grant In Aid - DST                     | 14,00,000.00           |                        | 4,19,201.00           | 9,80,799.00                 |
| Grant In Aid - IIT Bombay              | 3,80,000.00            |                        | 2,90,936.00           | 89,064.00                   |
| Grant In Aid - IIT Kharagpur           |                        | 60,000.00              | 60,000.00             | -                           |
| Grant In Aid - Book Bank - SWD, Nagpur | 21,43,500.00           |                        | 10,05,042.00          | 11,38,458.00                |
| Grant In Aid - GATE- Library (M Tech)  | 1,87,306.00            |                        | 1,43,836.00           | 43,470.00                   |
| TEQIP Grant , Govt of Maharashtra      | 1,69,22,000.00         |                        | 32,52,110.00          | 1,36,69,890.00              |
| <b>TOTAL (A)</b>                       | <b>3,63,65,334.00</b>  | <b>12,94,556.00</b>    | <b>1,38,63,721.00</b> | <b>2,37,96,169.00</b>       |
| <b>INTERNAL</b>                        |                        |                        |                       |                             |
| Depreciation Fund                      | 34,07,80,652.82        | 2,81,41,482.00         | 10,99,593.00          | 36,78,22,541.82             |
| Building Revaluation Reserve           | 6,95,18,894.81         |                        |                       | 6,95,18,894.81              |
| Building Fund                          | 13,00,00,000.00        | 5,00,00,000.00         |                       | 18,00,00,000.00             |
| Alumni Fund                            | 2,93,05,000.00         | 73,25,000.00           | 15,000.00             | 3,66,15,000.00              |
| Development Fund                       | 13,56,59,111.00        | 5,05,16,644.00         | -                     | 18,61,75,755.00             |
| Departmental Development Fund          | 4,95,701.75            | 3,177.00               |                       | 4,98,878.75                 |
| Mechanical Department - Corpus Fund    | 6,50,000.00            |                        |                       | 6,50,000.00                 |
| Staff Welfare Fund                     | 2,08,928.00            | 98,609.92              | -                     | 3,07,537.92                 |
| Student Welfare Fund                   | 2,29,78,060.00         | 81,02,896.00           | 37,60,829.00          | 2,73,20,127.00              |
| Funds (TEQIP)                          | 63,00,000.00           |                        |                       | 63,00,000.00                |
| Group Gratuity Interest Fund           | 78,87,623.47           | -                      | 78,87,623.47          | -                           |
| <b>TOTAL (B)</b>                       | <b>74,37,83,971.85</b> | <b>14,41,87,808.92</b> | <b>1,27,63,045.47</b> | <b>87,52,08,735.30</b>      |
| <b>TOTAL Rs. (A+B)</b>                 | <b>78,01,49,305.85</b> | <b>14,54,82,364.92</b> | <b>2,66,26,766.47</b> | <b>89,90,04,904.30</b>      |

NAGPUR  
DATE :- 20/06/2017



FOR A.A.SOLAO & CO.  
CHARTERED ACCOUNTANTS

PROPRIETOR  
[M.NO.016466]

YESHWANTRAO CHAVAN COLLEGE OF ENGINEERING - NAGPUR [COLLEGE CONSOLIDATED]

MANAGED BY :- NAGAR YUWAK SHIKSHAN SANSTHA - NAGPUR

ANNEXURE - "EE"

LIST OF PROVISION FOR EXPENSES AS ON 31 st MARCH-2017

| PARTICULARS  |                | AMOUNT      |
|--|----------------|-------------|
| Provision for Water Charges                              | 35,898.00      |             |
| Provision for PF Administrative Charges                  | 95,471.00      |             |
| Provision For Workshop Programme                         | 10,000.00      |             |
| Provision For Vehical Fuel Charges                       | 15,047.00      |             |
| Provision for Professional Fee                           | 45,000.00      |             |
| Provision for Campuse Expenses                           | 64,579.00      |             |
| Provision for Coneyance                                  | 3,190.00       |             |
| Provision for Workshop (TA/DA) students                  | 7,260.00       |             |
| Provision for Electricity Charges                        | 11,28,098.00   |             |
| Provision for Employers' Contribution to PF              | 8,42,352.00    |             |
| Provision for Repair & Maintenance -Computer Equipments  | 83,303.00      |             |
| Provision for Repair & Maintenance -Building             | 88,310.00      |             |
| Provision for Repair & Maintenance - Equipments          | 27,185.00      |             |
| Provision for Repair & Maintenance - Electrical          | 4,500.00       |             |
| Provision for Repair & Maintenance - Furniture & Fixture | 2,706.00       |             |
| Provision for Repair & Maintenance -Vehicle              | 8,120.00       |             |
| Provision for Hono Remuneration Expenses                 | 31,000.00      |             |
| Provision for Internal Audit Fees                        | 2,52,000.00    |             |
| Provision for Salary & Allowances                        | 2,89,71,925.00 |             |
| Provision for Travelling & Conveyance                    | 19,000.00      |             |
| Provision for Students Project Expenses                  | 3,39,253.00    |             |
| Provision for Skilled /Unskilled Man Power               | 6,323.00       |             |
| Provision for Staff Welfare                              | 46,947.00      |             |
| Provision for Telephone Charges                          | 43,391.00      |             |
| Provision for Paper Presentation(Student)                | 1,550.00       |             |
| Provision for Paper Presentation(Staff)                  | 9,865.00       |             |
| Provision for Expenses                                   | 68,470.00      |             |
| Provision for Expenses (M-tech.)                         | 56,554.00      |             |
| Provision for Industrial Tour & Visit                    | 69,445.00      |             |
| Pre-Paid Expenses for Membership Fees                    |                | 17,167.00   |
| Pre-Paid Repair & Maintenance - Computer Equipments      |                | 2,28,480.00 |
| Pre-Paid Repair & Maintenance - Office Equipments        |                | 8,728.00    |
| Pre-Paid RTO Tax Expenses                                |                | 1,006.00    |
| Pre-Paid Software Expenses                               |                | 2,97,940.00 |
| PrePaid Internet Expenses                                |                | 1,17,861.00 |
| Prepaid Web Expenses                                     |                | 43,142.00   |
| Prepaid Staff medicliam Policy                           |                | 5,200.00    |
| PrePaid Telephone Internet                               |                | 109.00      |
| Prepaid Insurance Expenses                               |                | 55,761.00   |
| TOTAL RS..   | 3,23,76,742.00 | 7,75,394.00 |

NAGPUR

DATE :- 20/06/2017




FOR A.A.SOLAO & CO.  
CHARTERED ACCOUNTANTS

PROPRIETOR

[M.No.016466]


YESHWANTRAO CHAVAN COLLEGE OF ENGINEERING - NAGPUR [COLLEGE CONSOLIDATED]  
MANAGED BY :- NAGAR YUWAK SHIKSHAN SANSTHA - NAGPUR  
ANNEXURE - " FF"  
LIST OF SUNDRY CREDITORS & DEBTORS AS ON 31ST MARCH -2017

| PARTICULARS                               | CREDIT       | DEBIT     |
|---|--------------|-----------|
| Alok Agarwal & Brothers                   | 21,358.00    |           |
| A. M. Khan                                | 4,57,365.00  |           |
| Audio Point                               | 19,991.00    |           |
| Escon Electronics & Electricals           | 5,588.00     |           |
| Ghanshyam Titarmare                       | 7,322.00     |           |
| Kanchan D Bhagat                          |              | 15,000.00 |
| Krips Elevator & Electricals              | 67,516.00    |           |
| Krishna Gangaa Enviro System Pvt Ltd      | 6,713.00     |           |
| Nair Fabrication Works                    | 5,697.00     |           |
| Niraj Decor                               | 29,194.00    |           |
| OTIS Elevator Company [ India ] Limited   | 2,450.00     |           |
| Pranjali Enterprises, Nagpur              | 14,355.00    |           |
| Premier Electricals                       | 2,720.00     |           |
| Royal Refrigeration & Rewinding Works     | 3,675.00     |           |
| Shri Gajanan Constructions                | 25,352.00    |           |
| Sudhir Electricals & Contractors          | 33,515.00    |           |
| Surendra Kalambhe                         | 18,035.00    |           |
| Tank Care Services                        | 39,836.00    |           |
| Tirupati Construction Co.                 | 29,72,259.00 |           |
| Utkarsha Enterprises                      | 13,04,799.00 |           |
| Yamuna Technologies                       | 65,172.00    |           |
| Aai Bhawani Gruh Udyog                    | 23,886.00    |           |
| Aakruti Power Engineers                   | 41,320.00    |           |
| Abhijeet Petroleum                        | 29,502.00    |           |
| Access Sales & Service                    | 32,174.00    |           |
| Aditi Creations                           | 15,250.00    |           |
| Afsa Traders                              | 55,380.00    |           |
| Airport Centre Point                      | 8,755.00     |           |
| Alfa Enterprises                          | 1,95,361.00  |           |
| A M Communications                        | 15,566.00    |           |
| Anand Cartridge Point                     | 9,350.00     |           |
| Ashwin Electricals                        | 1,77,870.00  |           |
| Aspiring Minds Assessment Private Limited | 2,99,235.00  |           |
| Atharva Refrigeration & Electrical        | 13,916.00    |           |
| AtharvaTheatres                           | 4,400.00     |           |
| A V R Sales Corporation                   | 5,29,761.00  |           |
| Awani Arts                                | 12,150.00    |           |
| Bharat Hardware & Iron Stores             | 642.00       |           |
| Bharat Machinery & Mill Stores            | 26,720.00    |           |
| Bhargava Enterprisess                     | 300.00       |           |
| Confiar Hub                               | 4,767.00     |           |
| Copypro Technologies Pvt Ltd              | 15,000.00    |           |
| Deepak Gupta                              | 1,47,000.00  |           |





|  |             |              |
|--|-------------|--------------|
| Dicksons Engineering Co- Pvt Ltd Nagpur  | 19,046.00   |              |
| Eisha Marketing Corporation              | 66,684.00   |              |
| Hadke Pankaj                             | 69,682.00   |              |
| Hardware & Tools Centre                  | 65,952.00   |              |
| Hariganga Borewells                      | 1,70,023.00 |              |
| Hi-Tech Communication & Security Systems | 1,21,844.00 |              |
| H.K.Udyog                                | 1,760.00    |              |
| Holdup Bill                              | 7,75,722.00 |              |
| Host Matrix                              |             | 53,488.00    |
| Hotel Heritage Embassy                   | 2,722.00    |              |
| Jagsons Travels Pvt Ltd                  | 29,076.00   |              |
| Jaika Motors Limited                     | 6,580.00    |              |
| Kishor Metals                            | 30,000.00   |              |
| Kone Elevator India Pvt Ltd              |             | 64,700.00    |
| Lawrence & Mayo ( India ) Pvt Ltd        | 49,535.00   |              |
| Laxmi Art & Binding Work                 | 49,330.00   |              |
| Laxmi Sales & Agencies                   | 20,781.00   |              |
| Luvy Motors                              | 2,450.00    |              |
| Mah Rajya Sah Dudh Mahasangh Maryadit    |             | 1,084.00     |
| Media World                              | 3,760.00    |              |
| M. M. Traders                            | 36,850.00   |              |
| M/s Johnson Lifts Private Limited        |             | 10,62,000.00 |
| Navles Technologies                      |             | 18,836.00    |
| Nawaz Electronics                        | 26,244.00   |              |
| Network Solutions                        | 79,712.00   |              |
| New Rahul Sports                         | 47,404.00   |              |
| New Shriniketan Printing Press           | 17,219.00   |              |
| Orange Delight                           |             | 3,635.00     |
| Orchid Flower Decoration                 | 28,910.00   |              |
| Overseas Engineering Corporation         | 15,501.00   |              |
| Panchsheel Photo Studio                  | 3,675.00    |              |
| Panipat Carpets                          | 30,163.00   |              |
| Paragon Enterprises                      | 11,132.00   |              |
| Parekh Communication                     | 20,985.00   |              |
| Pawansut Travel Pvt. Ltd.                | 1,96,862.00 |              |
| Powerica Limited                         |             | 1,38,592.00  |
| Prosound Systems                         | 2,44,276.00 |              |
| Pulse Systems                            | 25,320.00   |              |
| Pushpak Book Depot                       | 3,01,212.00 |              |
| Radisson Blu Hotel                       | 50,588.00   |              |
| Rajendra Paper Mart                      | 29,044.00   |              |
| Rapid Printers                           | 81,283.00   |              |
| Rasoighar Restaurant                     | 83,819.00   |              |
| R. N. Engineers                          | 18,963.00   |              |
| Rohit Enterprises & Telecom              |             | 30,000.00    |
| Samar Chemicals Nagpur                   | 7,491.00    |              |
| Sanako Education India Pvt Ltd.          | 34,177.00   |              |
| Sap Computers                            | 6,775.00    |              |
| Scientech Technologies Pvt. Ltd.         | 2,520.00    |              |
| Securix Multiple Solution                |             | 1,12,534.00  |



|   |                |              |
|---|----------------|--------------|
| Shiv Shakti Cushion Works                     | 12,639.00      |              |
| Shree Narayana Scientific                     | 14,777.00      |              |
| Shree Traders                                 | 10,260.00      |              |
| Silicom Systems                               | 6,600.00       |              |
| Simi Electronics                              | 42,025.00      |              |
| S. S. Sales & Services                        | 11,846.00      |              |
| Star Electronics                              | 10,584.00      |              |
| Step Electronics Pvt Ltd.,                    | 8,70,000.00    |              |
| Supreme Stationers & Printers                 | 1,55,687.00    |              |
| Suresh Indu Lasers Pvt Ltd.,                  |                | 20,000.00    |
| S.V.Marketing                                 | 15,912.00      |              |
| SVS TEchnologies                              |                | 4,463.00     |
| Swaragi Restaurant                            | 4,56,855.00    |              |
| Swaraj Enterprises                            | 4,640.00       |              |
| Swastik Acids & Chemicals                     | 62,205.00      |              |
| Taori Marketing                               |                | 5,040.00     |
| The Nagpur Ashok                              | 9,219.00       |              |
| The Upper India Scientific Com.               | 36,559.00      |              |
| Trancetech Electro Services                   | 2,600.00       |              |
| Unique Stationers                             | 9,826.00       |              |
| Variety Sports                                | 4,170.00       |              |
| Vedika Graphics                               | 25,452.00      |              |
| Venus Book Centre                             | 70,842.00      |              |
| Vijaylaxmi Sales Corporation                  | 1,11,050.00    |              |
| Vijay Travels                                 | 9,353.00       |              |
| Vipul Prints                                  | 8,768.00       |              |
| Vivek Mandap Decoration                       | 1,48,273.00    |              |
| Yash Enterprises                              | 71,854.00      |              |
| Petro Cards (Abhijeet Petroleum-4303 com bus) | 24,294.70      |              |
| Petro Cards (Abhijeet Petroleum )             |                | 1,519.55     |
| TOTAL RS.                                     | 1,18,52,579.70 | 15,30,891.55 |

NAGPUR  
DATE:- 20/06/2017



FOR A.A.SOLAO & CO.  
CHARTERED ACCOUNTANTS

*[Signature]*  
PROPRIETOR  
[M.NO.016466]

YESHWANTRAO CHAVAN COLLEGE OF ENGINEERING - NAGPUR [COLLEGE CONSOLIDATED]

MANAGED BY :- NAGAR YUWAK SHIKSHAN SANSTHA - NAGPUR

ANNEXURE - "GG"

LIST OF CLOSING BALANCES AS ON 31 st MARCH-2017

| PARTICULARS   |              | CLOSING      |
|---|--------------|--------------|
| <u>A) CASH IN HAND</u>                                |              | 81,809.00    |
| <u>B) BANK</u>  |              |              |
| Canara Bank Joint Escrow A/c 51646                    | 10,453.00    |              |
| Union Bank of India A/c 443801010035155 (PTC)         | 17,565.50    |              |
| Nag.Dist Central Co-op.Bank, Hangna A/C 6819          | 1,12,301.09  |              |
| Tirupati Urban Co-op.Bank A/c. No.273                 | 8,88,466.94  |              |
| Punjab National Bank A/c 1472002100003909             | 11,55,895.99 |              |
| Punjab National Bank A/c 1472002100377408             | 1,63,977.54  |              |
| Punjab National Bank A/c 1472002100023624             | 3,25,702.99  |              |
| Punjab National Bank A/c 1472002100021431             | 46,731.37    |              |
| Punjab National Bank A/c 1472002100026108(GGCA)       | 98,540.99    |              |
| ICICI Bank Ltd 005905017285                           | 39,806.59    |              |
| Tirupati Urban Co-op Bank A/c. No.03                  | 1,71,822.00  |              |
| Tirupati Urban Co-op.Bank A/c. No.04                  | 4,43,349.40  |              |
| Tirupati Urban Co-op.Bank A/c. No.130                 | 51,20,990.17 |              |
| Tirupati Urban Co-op.Bank A/c. No.2137 (Scholarship ) | 1,58,163.00  |              |
| Tirupati Urban Co-op.Bank A/c. No 459                 | 7,19,717.00  |              |
| Tirupati Urban Co-op.Bank A/c. No.402                 | 68,703.60    | 95,42,187.17 |
|   |              |              |
| TOTAL RS..  |              | 96,23,996.17 |

NAGPUR

DATE :- 20/06/2017



FOR A.A.SOLAO & CO.  
CHARTERED ACCOUNTANTS

PROPRIETOR

[M.No.016466]

YESHWANTRAO CHAVAN COLLEGE OF ENGINEERING - NAGPUR [COLLEGE CONSOLIDATED]

MANAGED BY : - NAGAR YUWAK SHIKSHAN SANSTHA - NAGPUR

CONSOLIDATED INCOME AND EXPENDITURE ACCOUNT

FOR THE YEAR ENDED ON 31ST MARCH-2017

| EXPENDITURE  |                 | AMOUNT          | INCOME                        |                 | AMOUNT          |
|--|-----------------|-----------------|-------------------------------|-----------------|-----------------|
| TO, <u>EDUCATIONAL EXPENDITURE</u>   |                 |                 | BY, <u>INCOME : ( ANN"A")</u> |                 |                 |
| SALARIES & ALLOWANCES (ANN"B")   | 36,87,30,223.84 |                 | FEES AND FINES                | 58,43,12,996.00 |                 |
| CONTINGENCIES (ANN"C")   | 12,12,79,395.30 |                 | OTHER INCOME                  | 71,62,791.88    | 59,14,75,787.88 |
| INTEREST PAID ON TEQIP LOAN  | 30,41,293.00    |                 |                               |                 |                 |
| FINANCIAL EXPENSES (ANN"D")  | 2,60,66,708.00  | 51,91,17,620.14 |                               |                 |                 |
| TO, <u>DEPRECIATION (ANN"AA")</u>  | 2,81,41,482.00  |                 |                               |                 |                 |
| Less :- Depreciation on Assets acquired through Capital Grant to the extent written back | 1,05,51,611.00  | 1,75,89,871.00  |                               |                 |                 |
| TO, <u>TRANSFER TO BUILDING FUND</u>   |                 | 5,00,00,000.00  |                               |                 |                 |
| TO, <u>EXCESS OF INCOME OVER EXPENDITURE</u>   |                 | 47,68,296.74    |                               |                 |                 |
| (Carried Over to Society A/c)  |                 |                 |                               |                 |                 |
| TOTAL RS..   | 59,14,75,787.88 | 59,14,75,787.88 | TOTAL RS..                    | 59,14,75,787.88 | 59,14,75,787.88 |

AS PER OUR REPORTS OF EVEN DATE  
FOR A.A.SOLAO & CO.  
CHARTERED ACCOUNTANT



*[Signature]*  
PROPRIETOR  
[M.NO.016466]

NAGPUR

DATE :- 20/06/2017

YESHWANTRAO CHAVAN COLLEGE OF ENGINEERING - NAGPUR [COLLEGE CONSOLIDATED]

MANAGED BY :- NAGAR YUWAK SHIKSHAN SANSTHA - NAGPUR

ANNEXURE "A"

LIST OF INCOMES FOR THE YEAR ENDED ON 31st March - 2017

| PARTICULAR                              |              | AMOUNT                 |
|---|--------------|------------------------|
| <u>FEES &amp; FINES</u>                 |              | 58,43,12,996.00        |
| <u>OTHER INCOME</u>                     |              |                        |
| Interest Received                       | 10,13,047.00 |                        |
| Book Bank Charges                       | 3,088.00     |                        |
| Canteen Rent                            | 2,39,000.00  |                        |
| Consultancy Charges (Receipts)          | 8,67,013.00  |                        |
| Discount Received                       | 6,90,789.00  |                        |
| Miscellaneous A/cs Written Back         | 87,658.88    |                        |
| Miscellaneous Income                    | 10,64,401.00 |                        |
| Notice Period Recovery                  | 1,86,854.00  |                        |
| Online Examination Income               | 4,70,542.00  |                        |
| Penalties                               | 3,65,653.00  |                        |
| Practical Charges Received              | 11,970.00    |                        |
| Prior Period Income                     | 1,61,405.00  |                        |
| Profit on Sale of Assets                | 15,959.00    |                        |
| Sale of Used Answer sheet & Scrap Books | 2,80,563.00  |                        |
| Sponsorship receipts                    | 11,35,766.00 |                        |
| Testing Charges                         | 6,283.00     |                        |
| Workshop charges                        | 5,62,800.00  | 71,62,791.88           |
| <b>TOTAL RS..</b>                       |              | <b>59,14,75,787.88</b> |

NAGPUR

DATE :- 20/06/2017



FOR A.A.SOLAO & CO.  
CHARTERED ACCOUNTANT

PROPRIETOR

[M.No.016466]




YESHWANTRAO CHAVAN COLLEGE OF ENGINEERING - NAGPUR [COLLEGE CONSOLIDATED]

MANAGED BY :- NAGAR YUWAK SHIKSHAN SANSTHA - NAGPUR

ANNEXURE - "C"

LIST OF CONTINGENCIES FOR THE YEAR ENDED ON 31 st MARCH-2017

| PARTICULARS                                |                    | AMOUNT         |
|--|--------------------|----------------|
| <u>Insurance</u>                           |                    |                |
| Cash Insurance                             | 4,407.00           |                |
| Fire Insurance                             | 1,44,268.00        |                |
| Property Insurance                         | 1,321.00           |                |
| Vehicle Insurance                          | 14,330.00          | 1,64,326.00    |
| <u>Rent Taxes &amp; Other Charges</u>      |                    |                |
| R T O Tax ( Jeep)                          | 1,797.00           |                |
| Vehicle Fuel Charges                       | 15,71,137.15       | 15,72,934.15   |
| <u>Repair &amp; Maintenance</u>            |                    |                |
| Repair & Maintenance- Building             | 83,05,184.00       |                |
| Repair & Maintenance-Computer Equipments   | 16,51,471.00       |                |
| Repair & Maintenance-Furniture & Fixture   | 9,86,297.00        |                |
| Repair & Maintenance-Electricals           | 17,37,105.00       |                |
| Repair & Maintenance-Equipments            | 3,83,698.00        |                |
| Repair & Maintenance-DG.Set                | 20,616.00          |                |
| Repair & Maintenance-Super Phone           | 3,402.00           |                |
| Repair & Maintenance- EPABX                | 10,802.00          |                |
| Repair & Maintenance-Vehicles              | 3,03,435.00        |                |
| Repair & Maintenance- Office Equipment     | 8,48,427.00        |                |
| Garden Maintenance                         | 6,45,025.00        |                |
| Campus Expenses                            | 4,56,772.00        | 1,53,52,234.00 |
| <u>Autonomy Expenses</u>                   |                    | 1,17,28,891.00 |
| <u>Seminars/Workshops (Staff)</u>          |                    |                |
| Academic Advisory Board Expenses           | 10,418.00          |                |
| Faculty Development Programme              | 1,74,844.00        |                |
| STTP Expenses                              | 3,400.00           |                |
| Departmental Level Assessment Expenses     | 36,971.00          |                |
| Departmental Advisory Committee Meeting    | 4,108.00           |                |
| Programme Expenses                         | 41,230.00          |                |
| Prizes & Awards (Staff)                    | 4,87,250.00        |                |
| PQAI Seminar Expenses                      | 1,11,898.00        |                |
| Staff Recruitment & Training               | 7,952.00           |                |
| Staff Welfare Expenses                     | 99,383.00          |                |
| <b>Workshops (TA/DA Registration Fees)</b> | <b>2,13,821.00</b> |                |
| Workshops Program Expenses                 | 11,22,788.00       | 23,14,063.00   |
| <u>Other Contingencies</u>                 |                    |                |
| Accreditation Expenses                     | 11,70,180.00       |                |
| Administration Expenses                    | 25,34,500.00       |                |
| AICTE Fees                                 | 2,00,000.00        |                |
| Advertisement Expenses                     | 23,68,496.00       |                |
| Affiliation & Continuation Fees            | 9,95,800.00        |                |
| Assets Written Off                         | 5,00,151.12        |                |
| Audit Fees                                 | 21,72,038.00       |                |
| Binding Charges                            | 1,06,308.00        |                |



|                                       |              |
|---------------------------------------|--------------|
| Bank Commission & Other Charges       | 50,769.20    |
| Cleaning & Sweeping Charges           | 2,02,172.00  |
| College Expenses (Common Amenities)   | 28,09,942.00 |
| Computer Stationery                   | 2,49,620.00  |
| Committee Inspection Charges          | 20,479.00    |
| Computer Bus Expenses (MH-31-CQ-4303) | 16,600.00    |
| Conveyance Expenses                   | 1,00,035.00  |
| Electricity Charges                   | 61,34,895.69 |
| DTEL expenses                         | 4,000.00     |
| Designing Charges                     | 3,08,695.00  |
| Fees For NBA                          | 80,500.00    |
| Freight, Cartage & Octroi             | 4,134.00     |
| Generator Diesel Expenses             | 2,32,767.00  |
| GGCA Fund Management Charges          | 4,04,572.61  |
| Hire Charges                          | 45,49,158.00 |
| Honorarium & Conveyance               | 13,659.00    |
| Internal Audit Expenses               | 1,41,789.00  |
| Internal Audit Fees                   | 13,59,315.00 |
| Internet Expenses                     | 4,79,246.00  |
| Journals & Periodicals (Expenses)     | 39,69,821.00 |
| Laboratory Consumables & Expenses     | 10,19,465.00 |
| Laboratory Consumables (MODROB)       | 10,554.00    |
| Legal Charges                         | 28,111.00    |
| Mentor Honorarium and Expenses        | 40,000.00    |
| Membership Fee                        | 84,733.00    |
| Mentoring Expenses                    | 50,69,000.00 |
| Miscellaneous Expenses                | 2,401.80     |
| Newspaper & Magazines                 | 31,767.00    |
| NAFETIC - Recurring Expenses          | 2,04,250.00  |
| NAAC Committee Expenses               | 2,77,285.00  |
| Office Expenses                       | 9,42,002.86  |
| Interest on TDS                       | 6,448.00     |
| Petrol & Diesel Expenses              | 51,974.00    |
| Postage & Telegram                    | 29,289.00    |
| Printing & Stationery                 | 11,77,235.87 |
| Processing Fees(FRA)                  | 12,77,365.00 |
| Processing Fees(ARA)                  | 7,96,800.00  |
| PhD Registration fees to University   | 1,26,650.00  |
| Programme Expenses                    | 4,581.00     |
| Professional fees                     | 32,23,738.00 |
| Scooter Stand Charges                 | 1,47,581.00  |
| Software Expenses                     | 43,11,533.00 |
| Staff Welfare Expenses                | 8,72,667.00  |
| Sponsorship Cultural                  | 1,04,000.00  |
| Testing Charges Ph D                  | 31,375.00    |
| Telephone & Internet Expenses         | 5,82,717.00  |
| Technical Advisory Charges            | 33,855.00    |
| Transportation Charges                | 1,24,700.00  |
| Telephone Expenses                    | 64,315.00    |
| Travelling & Conveyance Expenses      | 2,21,237.00  |





|   |              |                |  |
|---|--------------|----------------|--|
| Uniform Expenses                                  | 62,504.00    | 5,28,14,156.15 |  |
| Unserviceable Goods Charged Off                   | 2,751.00     |                |  |
| Water Charges                                     | 3,83,151.00  |                |  |
| Web Expenses                                      | 2,31,200.00  |                |  |
| Xerox Expenses                                    | 57,277.00    |                |  |
| <b><u>Research &amp; Development</u></b>          |              |                |  |
| Departmental Magazine Expenses                    | 1,93,633.00  | 8,94,248.00    |  |
| Copy Rights & Patents                             | 53,304.00    |                |  |
| Research & Development                            | 1,00,415.00  |                |  |
| Paper Presentation at Conferences (Outside India) | 1,75,000.00  |                |  |
| Paper Presentation at Conferences (Within India)  | 2,60,594.00  |                |  |
| Visiting Scientist                                | 53,028.00    |                |  |
| Research Journal - College                        | 58,274.00    |                |  |
| <b><u>Student Centric Expenses</u></b>            |              |                |  |
| Anthahen Expenses                                 | 83,328.00    |                |  |
| Compufest Expenses                                | 1,18,927.00  |                |  |
| Electrica Expenses                                | 78,725.00    |                |  |
| I-Con Expenses                                    | 1,98,005.00  |                |  |
| I-Tech Roots                                      | 34,841.00    |                |  |
| Admission Branding Expenses                       | 3,000.00     |                |  |
| Induction Programme                               | 968.00       |                |  |
| Spandan Expenses                                  | 3,36,291.00  |                |  |
| Dental Checkup Expenses                           | 28,16,500.00 |                |  |
| Mech-Fiesta Expenses                              | 30,648.00    |                |  |
| Education Fair Expenses                           | 26,000.00    |                |  |
| Pratikruti Expenses                               | 3,67,352.00  |                |  |
| Farewell Expenses                                 | 2,00,239.00  |                |  |
| Fees Concession Students                          | 33,43,013.00 |                |  |
| Alumni Meet Expenses                              | 99,285.00    |                |  |
| Freshers Day                                      | 35,569.00    |                |  |
| Games & Sports Expenses                           | 22,94,094.00 |                |  |
| Gathering & Cultural Activities                   | 16,62,613.00 |                |  |
| Guest Lecture Expenses                            | 1,46,925.00  |                |  |
| Graduation Ceremony Expenses                      | 1,82,324.00  |                |  |
| Minor Project Expenses                            | 3,842.00     |                |  |
| Medical Expenses                                  | 56,33,000.00 |                |  |
| Model United Nations (MUN)                        | 25,000.00    |                |  |
| HR Conclave                                       | 2,67,790.00  |                |  |
| Industrial Tour & Visit                           | 7,93,449.00  |                |  |
| Installation Ceremony Expenses                    | 7,831.00     |                |  |
| Meghotsav Expenses                                | 2,26,187.00  |                |  |
| Paper Presentation at Conference(Student)         | 1,24,178.00  |                |  |
| Incentives for Paper Presentation (students)      | 35,000.00    |                |  |
| Parents Teachers Meet                             | 79,320.00    |                |  |
| Prizes & Awards (Students)                        | 5,83,500.00  |                |  |
| Project Seminar                                   | 1,81,267.00  |                |  |



|                                      |                |                        |
|--------------------------------------|----------------|------------------------|
| Student Project Expenses             | 11,41,649.00   |                        |
| Student Project Competition Expenses | 3,74,884.00    |                        |
| Student Welfare Expenses             | 2,00,057.00    |                        |
| Student Training Programme           | 1,33,68,264.00 |                        |
| Training & Placement Expenses        | 10,01,376.00   |                        |
| Teachers Day Celebration             | 10,165.00      |                        |
| Visiting Professor                   | 2,64,848.00    |                        |
| Workshops (TA/DA student)            | 58,289.00      | 3,64,38,543.00         |
| <b>TOTAL RS..</b>                    |                | <b>12,12,79,395.30</b> |

ANNEXURE -" D"LIST OF FINANCIAL EXPENSES FOR THE YEAR ENDED ON 31 st MARCH-2017

| PARTICULARS               |                | AMOUNT                |
|---------------------------|----------------|-----------------------|
| <u>FINANCIAL EXPENSES</u> |                |                       |
| Bank Interest on CC Limit | 1,06,58,688.00 |                       |
| Bank Guarantee Charges    | 90,385.00      |                       |
| Interest on Term Loan     | 1,39,48,315.00 |                       |
| Loan Processing Charges   | 13,69,320.00   | 2,60,66,708.00        |
| <b>TOTAL Rs.</b>          |                | <b>2,60,66,708.00</b> |

FOR A.A.SOLAO & CO.  
CHARTERED ACCOUNTANTS

NAGPUR

DATE :- 20/06/2017

PROPRIETOR

[M.No.016466]