



Nagar Yuwak Shikshan Sanstha's

Yeshwantrao Chavan College of Engineering

(An Autonomous Institution affiliated to Rashtrasant Tukadoji Maharaj Nagpur University)

Hingna Road, Wanadongri, Nagpur - 441 110

NAAC Accredited with 'A' Grade

Ph.: 07104-242919, 242623, 242588

Website : www.ycce.edu E-mail : principal@ycce.edu


Summary of

4.2.3

Details of expenditure on purchase of books/ e-books and subscription to journals/e-journals during the last five years. (INR in lakhs)

2020-2021	2019-2020	2018-2017	2017-2018	2016-2017
17.49	9.44	13.37	31.35	61.92




Principal
Yeshwantrao Chavan
College of Engineering
Wanadongri Hingna Road,
NAGPUR - 441110

2020-2021

KUMAR & JAYAKRISHNAN
 CHARTERED ACCOUNTANTS
 C.J. FOREVER, 3rd FLOOR
 BAJAJ NAGAR, NAGPUR

YESHWANTRAO CHAVAN COLLEGE OF ENGINEERING - NAGPUR [COLLEGE CONSOLIDATED]


MANAGED BY : - NAGAR YUWAK SHIKSHAN SANSTHA - NAGPUR

BALANCE SHEET AS ON 31ST MARCH 2021

FUNDS & LIABILITIES		AMOUNT	PROPERTY & ASSETS	AMOUNT
<u>FUNDS (ANN"DD")</u>		83,17,15,688.03	<u>IMMOVABLE & MOVABLE PROPERTIES (ANN"AA")</u>	66,83,93,218.49
<u>SUNDRY LiABILITIES (ANN"BB")</u>			<u>OTHER DEBIT BALANCES (ANN"BB")</u>	
Staff	15,29,142.00		Other Liabilities	31,57,641.83
Students	9,50,06,886.25		Students	<u>30,52,50,606.15</u>
Caution Money Deposit	65,55,000.00			30,84,08,247.98
Others	<u>14,29,663.00</u>	10,45,20,691.25		
<u>PROVISION (ANN"EE")</u>		4,13,23,780.10	<u>DEPOSIT & INVESTMENTS (ANN"CC")</u>	3,78,69,147.30
<u>SUNDRY CREDITORS (ANN"FF")</u>		2,44,709.00	<u>PROVISION (ANN"EE")</u>	10,13,061.00
<u>LOANS & ADVANCES</u>			<u>SUNDRY DEBTORS (ANN"FF")</u>	7,41,793.35
Abhyudaya Co.Op.Bank.Ltd.	2,63,87,107.22			
Loan From Maharashtra Govt.	<u>1,87,54,057.00</u>	4,51,41,164.22		
<u>LOANS & ADVANCES</u>			<u>CLOSING BALANCE (ANN"GG")</u>	
Nagar Yuwak Shikshan Santha	1,98,64,303.19		Cash in hand	60,197.00
			Cash With Banks	<u>2,63,24,670.67</u>
				2,63,84,867.67
TOTAL RS...		1,04,28,10,335.79	TOTAL RS...	1,04,28,10,335.79

PLACE : NAGPUR
 DATE : 05-10-2021

AS PER OUR REPORT OF EVEN DATE
 FOR KUMAR & JAYAKRISHNAN
 CHARTERED ACCOUNTANTS
 F.R.N. 113708W



G.V. KUMAR
 (PARTNER)

M.NO. 100861

UDIN: 21100861AAAAGP8475


KUMAR & JAYAKRISHNAN
 CHARTERED ACCOUNTANTS
 C.J. FOREVER, 3rd FLOOR
 BAJAJ NAGAR, NAGPUR

YESHWANTRAO CHAVAN COLLEGE OF ENGINEERING - NAGPUR [COLLEGE CONSOLIDATED]
MANAGED BY : - NAGAR YUWAK SHIKSHAN SANSTHA - NAGPUR
INCOME AND EXPENDITURE ACCOUNT FOR THE YEAR ENDED ON 31ST MARCH 2021

EXPENDITURE		AMOUNT	INCOME		AMOUNT
TO, <u>EDUCATION EXPENDITURE</u>			BY, <u>INCOME : (ANN "A")</u>		
Salaries & Allowance (ANN "B")	45,62,52,355.32		Fees and Fines	59,34,84,660.00	
Contingencies (ANN "C")	7,93,97,585.30		Other Income	30,98,531.00	59,65,83,191.00
Interest Paid on TEQIP Loan	29,16,932.00				
Financial Expenses (ANN "D")	1,71,08,923.22	55,56,75,795.84			
TO, <u>DEPRECIATION (ANN"AA")</u>	2,70,54,864.00				
Less :- Depreciation Written Back	10,26,289.00	2,60,28,575.00			
<u>EXCESS OF INCOME OVER EXPENDITURE</u>		1,48,78,820.16			
(Carried Over to Society Account)					
TOTAL		59,65,83,191.00	TOTAL		59,65,83,191.00

PLACE : NAGPUR
 DATE :05-10-2021

AS PER OUR REPORT OF EVEN DATE
 FOR KUMAR & JAYAKRISHNAN
 CHARTERED ACCOUNTANTS
 F.R.N. 113708W



(Handwritten Signature)

G.V. KUMAR
 (PARTNER)

M.NO. 100861

UDIN: 21100861AAAAGP8475


YESHWANTRAO CHAVAN COLLEGE OF ENGINEERING [COLLEGE CONSOLIDATED]

MANAGED BY: NAGAR YUVAK SHIKSHAN SANSTHA -NAGPUR

ANNEXURE "AA"

LIST OF IMMOVABLE & MOVABLE PROPERTY AS ON 31ST MARCH-21

SR.N O	PARTICULARS	BALANCE AS ON 01.04.2020	ADDITION FROM 1.4.2020 TO 30.09.2020	ADDITION FROM 1.10.2020 TO 31.03.2021	ADJUSTMENTS	GROSS BLOCK AS ON 31.03.21	DEPRN RATE	DEPRECIATION FUND AS ON 01.04.20	DEPRECIATION ON ASSETS FROM 01.04.20 TO 30.09.20	DEPRECIATION ON ASSETS FROM 01.10.20 TO 31.03.21	DEPRECIATION AS ON 31-03.21	DEPRECIATION FUND IN ASSET FOR ADJUSTED W OFF (-)	REVALUATION / RESERVE	DEPRECIATION FUND UPTO 31.03.21	NET BLOCK AS ON 31.03.2021
		1	2	3	4	5	6	7	8	9	(10=(8+9))	11	12	13	14=(5-13)
IMMOVABLE PROPERTY															
1	COLLEGE BUILDING	27,71,21,646.77		5,78,580.00		27,77,00,226.77	10%	15,00,02,147.00	1,27,11,950.00	28,929.00	1,27,40,879.00			16,27,43,026.00	11,49,57,200.77
2	COLLEGE BUILDING CCC	70,50,000.00				70,50,000.00	10%	54,26,262.00	1,62,374.00		1,62,374.00			55,88,636.00	14,61,364.00
3	COLLEGE BUILDING (WIP)	-				-								-	-
	TOTAL (A)	28,41,71,646.77	-	5,78,580.00	-	28,47,50,226.77		15,54,28,409.00	1,28,74,324.00	28,929.00	1,29,03,253.00	-	-	16,83,31,662.00	11,64,18,564.77
MOVABLE PROPERTIES															
1	COMPUTERS & PERIPHERALS & SOFTWARE	13,18,53,511.30	68,019.00	38,95,333.00	(41,56,231.00)	13,16,60,632.30	40%	12,49,80,951.47	16,67,664.00	7,79,067.00	24,46,731.00	(13,84,813.00)		12,60,42,869.47	56,17,762.83
2	DST-FIST COMPUTER EQUIPMENT	10,800.00				10,800.00	40%	9,167.00	653.00		653.00			9,820.00	980.00
3	COMPUTER EQUIPMENT-SPDP	6,03,208.00				6,03,208.00	40%	4,29,484.00	69,490.00		69,490.00			4,98,974.00	1,04,234.00
4	SOFTWARE DEVELOPMENT -SPDP	8,82,988.00				8,82,988.00	40%	3,88,054.00	1,97,974.00		1,97,974.00			5,86,028.00	2,96,960.00
5	DST-FIST LAB SOFTWARE	17,30,920.00				17,30,920.00	40%	17,30,860.00	24.00		24.00			17,30,884.00	36.00
6	COMPUTER PERIPHERALS (RPS)	12,59,623.00				12,59,623.00	40%	12,37,492.00	8,852.00		8,852.00			12,46,344.00	13,279.00
7	COMPUTERS EQUIPMENT (DST-SERB)	17,83,954.00				17,83,954.00	40%	7,13,582.00	4,28,149.00		4,28,149.00			11,41,731.00	6,42,223.00
8	COMPUTERS EQUIPMENT (TBI Foundation)	2,59,309.00	5,90,000.00			8,49,309.00	40%	51,862.00	3,18,979.00		3,18,979.00			3,70,841.00	4,78,468.00
9	SOFTWARE DEVELOPMENT - (DST-SERB)	4,72,000.00				4,72,000.00	40%	1,88,800.00	1,13,280.00		1,13,280.00			3,02,080.00	1,69,920.00
10	SOFTWARE DEVELOPMENT - (MODROB - E&T)	5,95,782.00		15,930.00		6,11,712.00	40%	1,19,156.00	1,90,650.00	3,186.00	1,93,836.00			3,12,992.00	2,98,720.00
11	LAB & EQUIPMENT INSTALLATION	9,15,26,458.75		49,45,013.78	(20,55,679.00)	9,44,15,793.53	15%	6,65,69,052.98	32,38,534.00	3,70,876.00	36,09,410.00	13,11,499.00		7,14,89,961.98	2,29,25,831.55
12	LAB & EQUIPMENT INSTALLATION (RPS)	56,73,078.00				56,73,078.00	15%	36,85,161.00	2,98,188.00		2,98,188.00			39,83,349.00	16,89,729.00
13	LAB & EQUIPMENT INSTALLATION.(MODROB)	9,75,976.00	12,331.00	12,80,535.70		22,68,842.70	15%	73,198.00	1,37,266.00	96,040.00	2,33,306.00			3,06,504.00	19,62,338.70
14	LAB & EQUIPMENT INSTALLATION.(TBI Foundation)	20,77,971.00	40,745.00			21,18,716.00	15%	1,55,848.00	2,94,430.00		2,94,430.00			4,50,278.00	16,68,438.00
15	MODRAB SCIENCE EQUIPMENT	57,63,229.00				57,63,229.00	15%	40,40,648.00	2,58,387.00		2,58,387.00			42,99,035.00	14,64,194.00
16	LIBRARY BOOKS	3,92,48,595.86		72,954.00		3,93,21,549.86	15%	2,94,67,320.00	14,67,191.00	5,472.00	14,72,663.00			3,09,39,983.00	83,81,566.86
17	JOURNALS & PERIODICALS	71,25,777.34		19.00		71,25,796.34	15%	58,83,747.00	1,86,305.00	1.00	1,86,306.00			60,70,053.00	10,55,743.34
18	ELECTRICALS INSTALLATION	1,13,72,576.00	50,153.00	2,95,339.00		1,17,18,068.00	10%	61,48,357.00	5,27,437.00	14,767.00	5,42,204.00			66,90,561.00	50,27,507.00
19	FURNITURE & FIXTURE	4,87,24,546.05	62,900.00	4,12,453.40	(2,54,458.00)	4,89,45,441.45	10%	3,22,66,450.37	16,48,929.00	20,623.00	16,69,552.00	(2,22,752.00)		3,37,13,250.37	1,52,32,191.08
20	OFFICE EQUIPMENTS	1,82,89,217.52	36,569.00	2,03,647.00	(1,81,991.00)	1,83,47,442.52	15%	1,06,42,309.00	11,48,858.00	15,274.00	11,64,132.00	(1,57,564.00)		1,16,48,877.00	66,98,565.52
21	OFFICE EQUIPMENTS COMMUNITY SERVICES D.G. SET-MOBOLE VAN	56,634.00				56,634.00	15%	50,301.00	950.00		950.00			51,251.00	5,383.00
22	GAMES & SPORTS EQPT	14,50,830.00				14,50,830.00	10%	10,55,821.00	39,501.00		39,501.00			10,95,322.00	3,55,508.00
23	OTHER ASSETS (HDTV NETWORKING)	48,000.00				48,000.00	15%	43,067.00	740.00		740.00			43,807.00	4,193.00
24	OTHER ASSETS (CAMERA)	67,858.00				67,858.00	15%	59,654.00	1,231.00		1,231.00			60,885.00	6,973.00
25	OTHER ASSETS	1,68,019.00				1,68,019.00	15%	1,61,106.00	1,037.00		1,037.00			1,62,143.00	5,876.00
26	OTHER ASSETS(UPS)	5,35,001.00				5,35,001.00	15%	4,64,608.00	10,559.00		10,559.00			4,75,167.00	59,834.00
27	SPRINKLER & DRIP SYSTEM	3,36,219.00				3,36,219.00	15%	3,11,498.00	3,708.00		3,708.00			3,15,206.00	21,013.00
28	VEHICLE	2,900.00				2,900.00	15%	1,970.00	140.00		140.00			2,110.00	790.00
29	FIRE PROTECTION SYSTEMS	44,65,172.02	6,60,182.00	3,27,748.00	(2,87,157.00)	51,65,945.02	15%	11,25,869.00	5,56,849.00	24,581.00	5,81,430.00			17,07,299.00	34,58,646.02
30	AMBULANCE (OMNI)	2,48,482.00				2,48,482.00	15%	2,10,019.00	5,769.00		5,769.00			2,15,788.00	32,694.00
	TOTAL (B)	37,76,08,635.84	15,20,899.00	1,14,48,972.88	(69,35,516.00)	38,36,42,991.72		29,22,65,412.82	1,28,21,724.00	13,29,887.00	1,41,51,611.00	(4,53,630.00)	-	30,59,63,393.82	7,76,79,597.90
	TOTAL (A + B)	66,17,80,282.61	15,20,899.00	1,20,27,552.88	(69,35,516.00)	66,83,93,218.49		44,76,93,821.82	2,56,96,048.00	13,58,816.00	2,70,54,864.00	(4,53,630.00)	-	47,42,95,055.82	19,40,98,162.67




YESHWANTRAO CHAVAN COLLEGE OF ENGINEERING - NAGPUR [COLLEGE CONSOLIDATED]

MANAGED BY :- NAGAR YUWAK SHIKSHAN SANSTHA - NAGPUR

ANNEXURE "BB"


SUNDRY LIABILITIES (CREDIT) AND RECOVERIES (DEBIT) AS ON 31ST MARCH 2021

PARTICULARS	CREDIT	DEBIT
<u>A) STUDENTS</u>		
Registration Fees (BE)	28,65,615.50	
Registration Fees (M Tech)	1,54,708.00	
Fees not Collected Account	9,07,12,494.00	
AICTE (PMSSS)	96,000.00	
EBC Concession (DTE)	1,75,932.75	
EBC Concession (DTE) - 19-20	5,53,157.00	
Scholarship Refundable to SWD	1,45,159.00	
ACES students Chapter	32,500.00	
Commisioner State CET Cell	76,056.00	
ISTE students Chapter	1,95,264.00	
Outstanding Fee (BE)		29,97,98,215.15
Outstanding Fee (Ph D)		2,37,499.00
Outstanding Fee (M Tech)		52,14,892.00
Total "A"	9,50,06,886.25	30,52,50,606.15
<u>B) STAFF</u>		
Security Deposit Staff	15,29,142.00	
Total "B"	15,29,142.00	-
<u>C) OTHERS</u>		
Tax Deducted at Source	3,97,208.00	
Security Deposit Contractor	5,50,067.00	
Hold Up Bill A/c	98,812.00	
Hold Up Bill - GST	3,38,626.00	
Raghav Infradeveloper & Builder Pvt. Ltd. (S.D.)		1,70,931.00
Interest Receivable	-	47,936.83
Liability - Autonomy	44,950.00	
Consultancy Charges Receivable		16,88,774.00
Ycce TBI Foundation		12,50,000.00
Total "C"	14,29,663.00	31,57,641.83
Total (A+B+C)	9,79,65,691.25	30,84,08,247.98



YESHWANTRAO CHAVAN COLLEGE OF ENGINEERING - NAGPUR [COLLEGE CONSOLIDATED]
MANAGED BY :- NAGAR YUWAK SHIKSHAN SANSTHA - NAGPUR
ANNEXURE - " CC"
LIST OF DEPOSIT & INVESTMENTS AS ON 31ST MARCH 2021

PARTICULARS		AMOUNT
<u>INVESTMENT</u>		
Accrued Interest on PNB FDR	15,00,773.00	
Accrued Interest on TUCB FDR	1,48,029.00	
LIC Group Gratuity Scheme	3,25,78,177.30	
F.D.R. (DTE)	21,00,000.00	
F.D.R. With PNB .Khamla	2,19,351.00	
F.D.R. With TUCB (Suman Biswas)	50,601.00	3,65,96,931.30
<u>DEPOSIT</u>		
MSEB Deposit	11,40,254.00	
Nagpur University Reserve Fund	75,000.00	
Water Charges(Deposit)	36,483.00	
Vimal Gas Services (SD)	5,100.00	
Telephone Deposit	15,379.00	12,72,216.00
TOTAL RS.		3,78,69,147.30




YESHWANTRAO CHAVAN COLLEGE OF ENGINEERING - NAGPUR [COLLEGE CONSOLIDATED]

MANAGED BY :- NAGAR YUWAK SHIKSHAN SANSTHA - NAGPUR

ANNEXURE " DD"

LIST OF FUNDS (CREDIT) AS ON 31ST MARCH 2021

FUNDS	OPENING AS ON 01.04.2020	ADDITION 2020-2021 (upto 31.03.21)	LESS TRANSFER/SOLD	CLOSING AS ON 31.03.21
EXTERNAL				
Grant in Aid - AICTE	1,88,523.00		31,708.00	1,56,815.00
Grant In Aid - AICTE - MODROB	51,75,380.00		1,91,491.00	49,83,889.00
Grant In Aid - AICTE - RPS	17,24,193.00	12,69,298.00	2,57,963.00	27,35,528.00
Grant In Aid - AICTE- IIPC	1,26,722.00		13,201.00	1,13,521.00
Grant In Aid - AICTE- NAFETIC Scheme	13,52,569.00		1,46,813.00	12,05,756.00
Grant In Aid - DST	2,98,658.00		1,63,458.00	1,35,200.00
Grant In Aid -SPDP	10,31,858.00	4,73,306.00	1,02,976.00	14,02,188.00
Grant In Aid - IIT Bombay	12,826.00		5,130.00	7,696.00
Libaray Grant (AICTE- M-Tech)	26,695.00		4,005.00	22,690.00
Grant In Aid - Book Bank - SWD, Nagpur	6,99,155.00		1,09,544.00	5,89,611.00
Grant In Aid - SERB	30,00,000.00	3,00,000.00		33,00,000.00
Govt of India, MSME Grant	14,99,900.00			14,99,900.00
Grant In Aid - AICTE - PRERANA Programme	9,99,760.00			9,99,760.00
Grant In Aid - AICTE - STTP	3,00,000.00		3,00,000.00	-
Grant In Aid - STTP		9,49,001.00	8,21,001.00	1,28,000.00
Grant In Aid - ATAL - FDP - AICTE		93,000.00	93,000.00	-
Grant In Aid - AICTE - FDP		93,000.00	93,000.00	-
Grant for Organizing Conference (GOC)		48,000.00	48,000.00	-
Grant In Aid - Unnat Bharat Abhiyan	50,000.00			50,000.00
TEQIP Grant, Govt. Of Maharashtra	1,36,69,890.00			1,36,69,890.00
TOTAL (A)	3,01,56,129.00	32,25,605.00	23,81,290.00	3,10,00,444.00
INTERNAL				
Depreciation Fund	44,76,93,821.82	2,70,54,864.00	4,53,630.00	47,42,95,055.82
Building Revaluation Reserve	6,95,18,894.81			6,95,18,894.81
Alumini Fund	4,85,09,195.00	71,30,000.00	2,69,45,000.00	2,86,94,195.00
Corpus Fund	18,61,75,755.00			18,61,75,755.00
Departmental Development Fund	5,20,150.75			5,20,150.75
Mechanical Department - Corpus Fund	6,50,000.00		6,50,000.00	-
Endowment Fund-Mr.Sanjeev Kumar Das	75,000.00			75,000.00
Staff Welfare Fund	6,37,450.92	1,88,486.00	2,51,397.05	5,74,539.87
Student Welfare Fund	2,78,64,092.00	69,53,509.78	2,55,949.00	3,45,61,652.78
Funds (TEQIP)	63,00,000.00			63,00,000.00
TOTAL (B)	78,79,44,360.30	4,13,26,859.78	2,85,55,976.05	80,07,15,244.03
TOTAL Rs. (A+B)	81,81,00,489.30	4,45,52,464.78	3,09,37,266.05	83,17,15,688.03




YESHWANTRAO CHAVAN COLLEGE OF ENGINEERING - NAGPUR [COLLEGE CONSOLIDATED]
MANAGED BY :- NAGAR YUWAK SHIKSHAN SANSTHA - NAGPUR
ANNEXURE - " EE"
LIST OF PROVISION FOR EXPENSES AS ON 31ST MARCH 2021

PARTICULARS	AMOUNT	AMOUNT
Provision for Employer's Contribution to P.F.	6,64,400.00	
Provision For Expenses	34,13,941.10	
Provision for Salary & Allowances	3,71,90,073.00	
Provision for Administrative Charges	55,366.00	
Prepaid Cash Insurance		1,735.00
Prepaid Expense for Membership Fee		12,381.00
Prepaid Fire Insurance		12,030.00
Prepaid Internet Expenses		44,167.00
Prepaid Property Insurance		237.00
Prepaid Software Expenses		9,40,052.00
Prepaid Web Expenses		2,459.00
TOTAL RS..	4,13,23,780.10	10,13,061.00

ANNEXURE - " GG"
LIST OF CLOSING BALANCES AS ON 31ST MARCH 2021

PARTICULARS		CLOSING
<u>A) CASH IN HAND</u>		
Cash In Hand (YCCE)	27,171.00	
Cash In Hand (AUTONOMY)	33,026.00	60,197.00
<u>B) BANK</u>		
Punjab National Bank A/c.1472002100003909	80,00,954.24	
Punjab National Bank A/c(Sch)1472002100023624	9,99,370.62	
Punjab National Bank-DST-SB-1472000100377408	1,24,216.79	
Punjab National Bank- Gratuity- 1472002100026108	1,06,009.03	
Punjab National Bank-Salary A/c-1472002100029956	19,78,659.40	
Punjab National Bank- A/c-1472002100021431	46,731.37	
Tirupati Urban Coop Bank Ltd A/c.007002100000004	9,52,666.91	
Tirupati Urban Co-Op Bank Ltd Exam A/C 03	14,62,571.40	
Tirupati Urban Co-Op Bank Ltd. -Grants A/c-459	9,72,369.80	
Tirupati Urban Co-Op Bank Ltd Salary A/c 402	2,07,247.96	
Tirupati Urban Co-Opertive Bank Ltd.,130	53,21,614.75	
TUCB A/c 21/686 - YCCE Other Fees	42,661.20	
TUCB - Autonomy - AC-007002100000635	59,40,050.47	
Bank of India, Hingna-Ac-876620110000226	30,454.98	
Canara Bank Joint Escrow A/c 51646	10,393.00	
Nag. Dist. Cent. Co-Op. Bank, Hingna A/c 6819	1,11,830.59	
Union Bank Of India A/c(443801010035155)	16,868.16	
TOTAL RS..	2,63,24,670.67	-




YESHWANTRAO CHAVAN COLLEGE OF ENGINEERING - NAGPUR [COLLEGE CONSOLIDATED]

MANAGED BY :- NAGAR YUWAK SHIKSHAN SANSTHA - NAGPUR

ANNEXURE - " FF"


LIST OF SUNDRY CREDITORS & DEBTORS AS ON 31ST MARCH 2021

PARTICULARS	CREDIT	DEBIT
Ranvir Construction	1,04,623.00	
A B ENTERPRISES	12,128.00	
BPL Telecom Pvt. Limited	24,287.00	
Key Computers		21,600.00
M/s LIBSYS Ltd.,		73,000.00
M T A B Engineers (P) Ltd		67,660.00
New Shriniketan Printing Press	5,582.00	
Optimistic Technology Solutions Pvt. Ltd		1,52,122.00
Oyster Infracon Pvt Ltd.,	38,958.00	
QUALITY CERTIFICATION ADVISOR		60,000.00
R. N. Engineers	19,921.00	
Scientech Technologies Pvt. Ltd.	39,210.00	
SSD Enterprises		2,17,150.00
Swaragi Restaurant		6,075.00
Thyssenkrupp Elevator[India] Pvt Ltd.,		43,533.00
Vertiv Energy Private Limited		79,500.00
Petro Card (Abhijeet Petroleum)		21,153.35
TOTAL RS.	2,44,709.00	7,41,793.35




YESHWANTRAO CHAVAN COLLEGE OF ENGINEERING - NAGPUR [COLLEGE CONSOLIDATED]		
MANAGED BY :- NAGAR YUWAK SHIKSHAN SANSTHA - NAGPUR		
ANNEXURE "A"		
LIST OF INCOME FOR THE YEAR ENDED ON 31ST MARCH -2021		
PARTICULAR		AMOUNT
FEES AND FINES		
Tuition Fee (I Shift)	45,20,15,886.00	
Tuition Fee (II Shift)	1,48,42,117.00	
Development fees (I Shift)	7,37,01,438.00	
Development fees (II Shift)	29,93,998.00	
Tuition Fee (NRI)	3,94,745.00	
Tuition Fees (Ph.D)	7,21,250.00	
Tuition Fee (M. Tech)	1,15,65,205.00	
Development fees (M.Tech)	17,34,795.00	55,79,69,434.00
OTHER FEES & FINES		
Admission Cancellation(Fines)	8,28,364.00	
Library Fine	3,51,876.00	
Other Fines	4,100.00	
Fees for Minor Course	1,12,000.00	
Addl Library Fees - BE	60,42,000.00	
Annual Clearance Fees - BE	12,95,000.00	
Co-Curricular Fees - BE	68,70,500.00	
Honor Course Fees	1,80,994.00	
Medical Fees - BE	30,21,000.00	
Transcript Fees Students - BE	2,88,500.00	
Verification Fees	2,25,600.00	
Addl Library Fees - M Tech	1,33,000.00	
Annual Clearance Fees - M Tech	47,500.00	
Co-Curricular Fees - M Tech	2,55,000.00	
Autonomy Fees	1,57,93,292.00	
Medical Fees - M Tech	66,500.00	3,55,15,226.00
OTHER INCOME		
Interest Received	5,75,690.00	
Consultancy Charges (Receipts)	10,84,039.00	
Grants (Income)	12,71,001.00	
Misc. Income	43,758.00	
Book Bank Charges	1,24,043.00	30,98,531.00
		59,65,83,191.00

ANNEXURE - " B "		
LIST OF SALARIES & ALLOWANCES FOR THE YEAR ENDED ON 31ST MARCH 2021		
PARTICULARS	AMOUNT	AMOUNT
SALARIES AND ALLOWANCES		
Salaries & Allowances - Teaching	30,48,46,080.50	
Salaries & Allowances - Non Teaching	7,82,46,687.50	38,30,92,768.00
Contribution to Retirement Benefits		
Employer's Contribution to Provident Fund	74,69,542.00	
PF Administrative Charges	6,49,456.00	
Mortality Charges (LIC GGCA)	5,43,209.32	86,62,207.32
Other Allowances	3,16,200.00	
6th Pay Arrears	2,50,07,967.00	
VRS Compensation	23,24,428.00	
Gratuity Paid to Staff	3,68,48,785.00	6,44,97,380.00
TOTAL Rs.		45,62,52,355.32



YESHWANTRAO CHAVAN COLLEGE OF ENGINEERING - NAGPUR [COLLEGE CONSOLIDATED]		
MANAGED BY :- NAGAR YUWAK SHIKSHAN SANSTHA - NAGPUR		
ANNEXURE - "C"		
LIST OF CONTINGENCIES FOR THE YEAR ENDED ON 31ST MARCH 2021		
PARTICULARS		AMOUNT
Insurance		
Cash Insurance	4,900.00	
Fire Insurance	1,20,981.00	
Property Insurance	764.00	
Vehicle Insurance	20,305.00	1,46,950.00
Rent Taxes & Other Charges		
R T O Tax (Bus& Jeep)	1,448.00	
Vehicle Fuel Charges	3,31,129.23	3,32,577.23
Repair & Maintenance		
Repairs & Maintenance (Building)	1,12,76,162.40	
Repairs & Maintenance [Furniture & Fixture]	12,52,594.40	
Campus Expenses	4,08,457.00	
Garden Maintenance	12,80,382.80	
Repair & Maint. D. G. Set	90,966.01	
Repair & Maintenance-Computer Equipments	15,47,254.80	
Repair & Maintenance-Electricals	33,90,009.50	
Repair & Maintenance-Equipments	1,19,819.00	
Repair & Maintenance Expen- Fire Protection Systems	1,07,348.00	
Repair & Maintenance- Office Equipment	6,21,098.00	
Repair & Maintenance-Vehicles	20,421.00	2,01,14,512.91
Autonomy Expenses		43,39,202.20
Grant Expenses		
DST-SERB Recurring Expenses	3,22,150.00	
Faculty Development Programme [FDP]	1,86,000.00	
Laboratory Consumables- MODROB	1,21,109.30	
Laboratory Consumable-RPS Grants	18,690.00	
Recurring Expenses- TBI	1,39,430.00	
Repair & Maintenance Computer Equipment- TBI Founda	300.00	
STTP GRANT EXPENSES	10,01,751.00	
Student Developemtn Workshop- Prerana Scheme	3,23,000.00	
Study Material Expenses	20,000.00	21,32,430.30
Seminars/Workshops (Staff)		
Membership Fees-Staff	5,310.00	
S T T P Expenses	4,500.00	
Workshops- Staff	1,17,155.00	
Workshop (TA/DA Regn Fee) - Staff	1,000.00	1,27,965.00

PAGE 2



Staff Welfare & Training		
Staff Recruitment & Training	9,75,411.00	
Staff Welfare Expenses	5,64,857.00	15,40,268.00
Other Contingencies		
Computer Equipment Write Off	16,279.00	
Furniture Written Off	10,073.00	
Lab.Equipment Write Off	2,04,883.00	
Office Equipment Written Off	24,427.00	
Academic Advisory Board Exp.	50,000.00	
Administration Expenses	19,15,500.00	
Admission Branding Expenses	5,35,573.00	
Advertisement Expenses	21,86,986.00	
Affiliation & Continuation Fees - NU	3,71,600.00	
Alumni Meet Expenses	72,954.50	
Bank Commission & Other Charges	4,71,530.78	
Binding Expenses	3,175.00	
Book Binding Charges	17,025.00	
Cleaning Expenses	67,790.00	
College Expenses(Common Amenities)	19,15,500.00	
Committee Inspection Charges	48,704.00	
Computer Stationery	76,278.20	
Consultancy Charges	42,50,369.00	
Conveyance Expenses	54,352.00	
Department Level Assesment Expenses[DLA]	47,109.00	
Electricity Charges	43,74,532.21	
Fee Concession - Students	70,92,632.00	
Fees for NBA	1,77,000.00	
Generator Diesel Expenses	3,54,495.00	
GGCA Fund Management Charges	2,62,476.16	
Graduation Ceremony Expenses	1,20,311.00	
Hire Charges	35,36,588.00	
Hire Charges - Equipment	22,00,531.00	
Interest on TDS	17,958.00	
Internal Audit Expenses	5,16,802.00	
Internal Audit Fee	7,08,885.00	
Internet Expenses	6,76,807.00	
Journals & Periodicals [Expenses]	14,36,174.00	
Laboratory Consumables & Expenses	2,18,326.97	
Legal Charges	24,174.00	
Membership Fee	55,149.00	
Mentoring Expenses	38,31,000.00	
Office Expenses	5,73,128.30	
Postage & Telegram	26,418.80	
Printing & Stationery	8,39,548.50	
Professional Fee	13,62,254.00	
Retainership Fees	21,69,320.00	
Software Expenses	23,97,590.00	
Telephone & Internet Expenses	2,40,487.64	
Travelling & Conveyance Expenses	40,617.00	
Uniform Expenses	4,896.00	
Water Charges	3,48,174.00	
Web Expenses	2,52,663.00	4,61,99,047.06
Research & Development		
Copy Right & Patent	9,50,620.60	
Departmental Magazine Expenses	22,730.00	
Paper Presentation at Conferences (Staff)	2,22,809.00	
Research Journal -College	15,557.00	
Research and Development	5,60,000.00	17,71,716.60
Student Centric Expenses		
Games & Sports Expenses	9,600.00	
Gathering & Cultural Activities	24,038.00	
Guest Lecture Expenses	60,119.00	
Membership Fees- Student	8,850.00	
Paper Presentation at Conference [Student]	15,500.00	
Prizes & Awards [Student]	2,37,000.00	
Project Seminar -M-Tech	2,000.00	
Student Development Program-SDP	40,000.00	
Student Project Expenses	1,70,613.00	
Student Training Programme	20,22,929.00	
Student Welfare Expenses	63,848.00	
Training & Placement Expenses	1,900.00	
Workshops-Students	36,519.00	
		26,92,916.00
TOTAL RS.		7,93,97,585.30


YESHWANTRAO CHAVAN COLLEGE OF ENGINEERING - NAGPUR [COLLEGE CONSOLIDATED]

MANAGED BY :- NAGAR YUWAK SHIKSHAN SANSTHA - NAGPUR

ANNEXURE - "D"

LIST OF FINANCIAL EXPENSES FOR THE YEAR ENDED ON 31ST MARCH 2021

PARTICULARS	AMOUNT	AMOUNT
FINANCIAL EXPENSES		
Bank Interest CC		38,27,862.00
Interest on Loan A/c		1,03,29,272.00
Interest on Term Loan		29,51,789.22
TOTAL Rs.		1,71,08,923.22



2019-2020

YESHWANTRAO CHAVAN COLLEGE OF ENGINEERING - NAGPUR [COLLEGE CONSOLIDATED]

MANAGED BY : - NAGAR YUWAK SHIKSHAN SANSTHA - NAGPUR

BALANCE SHEET AS ON 31ST MARCH 2020

FUNDS & LIABILITIES		AMOUNT	PROPERTY & ASSETS		AMOUNT
<u>FUNDS (ANN"DD")</u>		818,100,488.54	<u>IMMOVABLE & MOVABLE PROPERTIES (ANN"AA")</u>		661,780,282.61
<u>SUNDRY LIABILITIES (ANN"BB")</u>			<u>OTHER DEBIT BALANCES (ANN"BB")</u>		
Staff	3,309,402.00		Other Liabilities	580,931.00	
Students	4,757,017.25		Students	89,179,078.65	
Caution Money Deposit	9,440,000.00				89,760,009.65
Others	4,046,582.50	21,553,001.75			
<u>PROVISION (ANN"EE")</u>		33,675,330.00	<u>DEPOSIT & INVESTMENTS (ANN"CC")</u>		66,099,380.21
<u>SUNDRY CREDITORS (ANN"FF")</u>		1,503,365.00	<u>PREPAID (ANN"EE")</u>		1,868,131.00
<u>LOANS & ADVANCES</u>			<u>SUNDRY DEBTORS (ANN"FF")</u>		2,406,073.48
Abhyudaya Co.Op.Bank.Ltd.	28,856,739.00		<u>LOANS & ADVANCES</u>		
Loan From Maharashtra Govt.	21,611,154.00	50,467,893.00	Nagar Yuwak Shikshan Santha	67,411,612.41	81,077,388.21
			Add: Excess of Expenditure Over Income	13,665,775.80	
			<u>CLOSING BALANCE (ANN"GG")</u>		
			Cash in hand	155,430.00	
			Cash With Banks	22,153,383.13	22,308,813.13
TOTAL RS...		925,300,078.29	TOTAL RS...		925,300,078.29

PLACE : NAGPUR
 DATE : 31.10.2020



AS PER OUR REPORT OF EVEN DATE
 FOR KUMAR & JAYAKRISHNAN
 CHARTERED ACCOUNTANTS
 F.R.N. 113708W
 G.V. KUMAR
 (PARTNER)
 M.NO. 100861
 UDIN: 20100861AAAADI4460

KUMAR & JAYAKRISHNAN
 CHARTERED ACCOUNTANTS
 C.J. FOREVER, 3rd FLOOR
 BAJAJ NAGAR, NAGPUR

YESHWANTRAO CHAVAN COLLEGE OF ENGINEERING - NAGPUR [COLLEGE CONSOLIDATED]
MANAGED BY :- NAGAR YUWAK SHIKSHAN SANSTHA - NAGPUR
INCOME AND EXPENDITURE ACCOUNT FOR THE YEAR ENDED ON 31ST MARCH 2020

EXPENDITURE		AMOUNT	INCOME		AMOUNT
TO, EDUCATION EXPENDITURE			BY, INCOME : (ANN "A")		
Salaries & Allowance (ANN "B")	456,514,251.59		Fees and Fines	593,766,819.74	
Contingencies (ANN "C")	110,430,067.85		Other Income	2,582,612.40	596,349,432.14
Interest Paid on TEQIP Loan	1,457,119.00				
Financial Expenses (ANN "D")	12,348,101.00	580,749,539.44			
			<u>EXCESS OF EXPENDITURE OVER INCOME</u>		13,665,775.80
TO, DEPRECIATION (ANN "AA")	30,305,490.50		(Carried Over to Society Account)		
Less :- Depreciation Written Back	1,039,822.00	29,265,668.50			
	TOTAL	610,015,207.94		TOTAL	610,015,207.94

PLACE : NAGPUR
 DATE : 31.10.2020

AS PER OUR REPORT OF EVEN DATE
 FOR KUMAR & JAYAKRISHNAN
 CHARTERED ACCOUNTANTS
 F.R.N. 113708W




G.V. Kumar
 G.V. KUMAR
 (PARTNER)
 M.NO. 100861
 UDIN: 20100861AAAAD14460

YESHWANTRAO CHAVAN COLLEGE OF ENGINEERING (COLLEGE CONSOLIDATED)
MANAGED BY: NAGAR YUVAK SHIKSHAN SANSTHA -NAGPUR

ANNEXURE "AA"
LIST OF IMMOVABLE & MOVABLE PROPERTY AS ON 31ST MARCH 20

SR. NO	PARTICULARS	BALANCE AS ON 01.04.2019	ADDITION FROM 1.4.2019 TO 30.09.2019	ADDITION FROM 1.09.2019 TO 31.03.2020	ADJUSTMENTS	GROSS BLOCK AS ON 31.03.20	DEPRN RATE	DEPRECIATION FUND AS ON 01.04.19	DEPRECIATION ON ASSETS FROM 01.04.19 TO 30.09.19	DEPRECIATION ON ASSETS FROM 01.10.19 TO 31.03.20	DEPRECIATION AS ON 31-03-20	DEPRECIATION FUND IN ASSET FOR ADJUSTED W OFF (-)	REVALUATION / RESERVE	DEPRECIATION FUND UPTO 31.03.20	NET BLOCK AS ON 31.03.2020
		1	2	3	4	5	6	7	8	9	(10)=(8+9)	11	12	13	14=(5-13)
IMMOVABLE PROPERTY															
1	COLLEGE BUILDING	246,138,582.88		24,815,989.00	6,167,074.89	277,121,646.77	10%	134,202,914.00	11,504,923.28	1,240,799.45	12,745,722.73	3,053,511.00		150,002,147.73	127,119,499.04
2	COLLEGE BUILDING CCC	7,050,000.00				7,050,000.00	10%	5,245,847.00	180,415.30	-	180,415.30			5,426,262.30	1,623,737.70
3	COLLEGE BUILDING (WIP)	25,676,881.00	193,701.00		(25,870,582.00)	-	-	-	-	-	-			-	-
	TOTAL (A)	278,865,463.88	193,701.00	24,815,989.00	(19,703,507.11)	284,171,546.77		139,448,761.00	11,685,338.58	1,240,799.45	12,926,138.03	3,053,511.00	-	155,428,410.03	128,743,236.74
MOVABLE PROPERTIES															
1	COMPUTERS & PERIPHERALS & SOFTWARE	131,425,762.30	224,195.00	139,139.00	64,415.00	131,853,511.30	40%	120,394,092.47	4,507,499.13	27,827.80	4,535,326.93	51,532.00		124,980,951.40	6,872,559.90
2	DST-FIST COMPUTER EQUIPMENT	10,800.00				10,800.00	40%	8,078.00	1,088.80	-	1,088.80			9,165.80	1,633.20
3	COMPUTER EQUIPMENT-SPDP	503,208.00				503,208.00	40%	313,668.00	115,815.00	-	115,815.00			429,484.00	173,724.00
4	SOFTWARE DEVELOPMENT-SPDP	413,000.00		469,998.00		882,998.00	40%	214,760.00	79,296.00	93,997.60	173,293.60			388,053.60	494,934.40
5	DST-FIST LAB SOFTWARE	1,730,920.00				1,730,920.00	40%	1,730,820.00	40.00	-	40.00			1,730,860.00	60.00
6	COMPUTER PERIPHERALS (RPS)	1,259,623.00				1,259,623.00	40%	1,222,738.00	14,734.00	-	14,754.00			1,237,492.00	22,131.00
7	COMPUTERS EQUIPMENT (DST-SERB)		1,783,954.00			1,783,954.00	40%		713,581.60	-	713,581.60			713,581.60	1,070,372.40
8	COMPUTERS EQUIPMENT (TBI Foundation)			259,309.00		259,309.00	40%		-	51,861.80	51,861.80			51,861.80	207,447.20
9	SOFTWARE DEVELOPMENT - (DST-SERB)		472,000.00			472,000.00	40%		188,800.00	-	188,800.00			188,800.00	283,200.00
10	SOFTWARE DEVELOPMENT - (MODROB - E&T)			595,782.00		595,782.00	40%		188,800.00	-	188,800.00			188,800.00	283,200.00
11	LAB & EQUIPMENT INSTALLATION	92,038,461.84	942,617.51	8,850.00	(1,513,471.00)	91,526,458.75	15%	63,188,315.98	4,402,503.57	663.75	4,403,467.32	(1,022,731.00)		66,569,052.30	24,957,405.45
12	LAB & EQUIPMENT INSTALLATION (RPS)	5,673,078.00				5,673,078.00	15%	3,334,352.00	350,808.90	-	350,808.90			3,685,160.90	1,987,917.10
13	LAB & EQUIPMENT INSTALLATION (MODROB)			975,976.00		975,976.00	15%		-	73,198.20	73,198.20			73,198.20	902,777.80
14	LAB & EQUIPMENT INSTALLATION (TBI Foundation)			2,077,971.00		2,077,971.00	15%		-	155,847.83	155,847.83			155,847.83	1,922,123.18
15	MODRAB SCIENCE EQUIPMENT	5,763,229.00				5,763,229.00	15%	3,736,663.00	303,949.90	-	303,949.90			4,040,647.90	1,722,581.10
16	LIBRARY BOOKS	39,140,865.86		107,730.00		39,248,595.86	15%	27,750,718.00	1,708,522.18	8,079.75	1,716,601.93			29,467,319.93	9,781,275.93
17	JOURNALS & PERIODICALS	7,125,755.34	4.00	18.00		7,125,777.34	15%	5,664,567.00	219,178.85	1.35	219,180.20			5,883,747.20	1,242,030.14
18	ELECTRICALS INSTALLATION	10,391,155.00	181,404.00	850,163.20	(50,146.20)	11,372,576.00	10%	5,615,120.00	490,729.28	42,508.16	533,237.44			6,148,357.44	5,224,218.56
19	FURNITURE & FIXTURE	48,683,401.73	24,989.00	58,413.32	(42,258.00)	48,724,546.05	10%	30,464,474.37	1,822,511.54	2,920.67	1,825,432.20	(23,457.00)		32,266,449.57	16,458,096.48
20	OFFICE EQUIPMENTS	16,059,957.52	1,232,370.00	1,044,682.00	(47,792.00)	18,289,217.52	15%	9,385,031.00	1,178,935.68	78,351.15	1,257,276.83			10,642,307.83	7,646,909.69
21	OFFICE EQUIPMENTS COMMUNITY SERVICES D.G. SET-MOBILE VAN	56,634.00				56,634.00	15%	49,183.00	1,117.65	-	1,117.65			50,300.65	6,333.35
22	GAMES & SPORTS EQPT	1,450,830.00				1,450,830.00	10%	1,011,931.00	43,889.90	-	43,889.90			1,055,820.90	395,009.10
23	OTHER ASSETS (HDTV NETWORKING)	48,000.00				48,000.00	15%	42,197.00	870.45	-	870.45			43,067.45	4,932.55
24	OTHER ASSETS (CAMERA)	67,858.00				67,858.00	15%	58,205.00	1,447.80	-	1,447.80			59,653.80	8,204.20
25	OTHER ASSETS	168,019.00				168,019.00	15%	159,886.00	1,219.95	-	1,219.95			161,105.95	6,513.05
26	OTHER ASSETS(UPS)	535,001.00				535,001.00	15%	452,186.00	12,422.25	-	12,422.25			464,608.25	70,392.75
27	SPRINKLER & DRIP SYSTEM	336,219.00				336,219.00	15%	307,136.00	4,362.45	-	4,362.45			311,498.45	24,720.55
28	VEHICLE	2,900.00				2,900.00	15%	1,806.00	164.10	-	164.10			1,970.10	929.90
29	FIRE PROTECTION SYSTEMS	3,065,559.02	1,371,750.00	396,364.00	(388,501.00)	4,465,172.02	15%	571,554.00	574,588.10	29,727.30	554,315.40			1,125,869.40	3,339,302.62
30	AMBULANCE (OMNI)	248,482.00				248,482.00	15%	203,231.00	6,787.65	-	6,787.65			210,019.39	38,462.61
	TOTAL (B)	366,348,719.61	6,233,283.91	6,984,385.52	(1,957,759.20)	377,608,635.84		275,880,713.82	16,695,210.72	684,141.75	17,379,352.48	(994,656.00)	-	292,265,411.04	85,343,224.80
	TOTAL (A + B)	645,214,183.49	6,426,984.91	31,800,374.52	(21,661,260.31)	661,780,282.61		415,329,474.82	28,380,549.30	1,924,941.20	30,305,490.50	2,058,855.00	-	447,693,841.06	214,086,461.55



YESHWANTRAO CHAVAN COLLEGE OF ENGINEERING - NAGPUR [COLLEGE CONSOLIDATED]

MANAGED BY :- NAGAR YUWAK SHIKSHAN SANSTHA - NAGPUR

ANNEXURE "BB"

SUNDRY LIABILITIES (CREDIT) AND RECOVERIES (DEBIT) AS ON 31ST MARCH 2020

PARTICULARS	CREDIT	DEBIT
<u>A) STUDENTS</u>		
Registration Fees (BE)	3,102,258.50	
Registration Fees (M Tech)	215,799.00	
Registration Fees (PhD)	50,000.00	
EBC Concession (DTE)	227,069.75	
EBC Concession (DTE) - 19-20	757,426.00	
Scholarship Refundable to SWD	132,644.00	
Commisioner State CET Cell	44,056.00	
ISTE students Chapter	195,264.00	
ACES students Chapter	32,500.00	
Outstanding Fee (BE)		85,810,760.65
Outstanding Fee (M Tech)		2,158,318.00
Outstanding Fee (Ph D)		1,210,000.00
Total "A"	4,757,017.25	89,179,078.65
<u>B) STAFF</u>		
Security Deposit Staff	3,292,275.00	
Advances to Staff	17,127.00	
Total "B"	3,309,402.00	-
<u>C) OTHERS</u>		
Tax Deducted at Source	686,457.00	
Professional Tax (PT on Salary)	200.00	
Security Deposit Contractor	349,857.00	
Hold Up Bill A/c	682,802.00	
Hold Up Bill - GST	324,252.50	
Raghav Infradeveloper & Builder Pvt. Ltd. (S.D.)		170,931.00
Testing charges	13,780.00	
Other University Fees	1,417,400.00	
Other University Fees (M.Tech)	46,500.00	
Ycce TBI Foundation		410,000.00
Liability Autonomy	525,334.00	
Total "C"	4,046,582.50	580,931.00
Caution Money Deposit	9,440,000.00	
Total (A+B+C)	21,553,001.75	99,200,009.65




YESHWANTRAO CHAVAN COLLEGE OF ENGINEERING - NAGPUR [COLLEGE CONSOLIDATED]

MANAGED BY :- NAGAR YUWAK SHIKSHAN SANSTHA - NAGPUR

ANNEXURE - " CC"

LIST OF DEPOSIT & INVESTMENTS AS ON 31ST MARCH 2020

PARTICULARS		AMOUNT
<u>INVESTMENT</u>		
Accrued Interest on PNB FDR	1,285,342.00	
Accrued Interest on TUCB FDR	226,249.00	
LIC Group Gratuity Scheme	60,257,872.21	
F.D.R. With TUCB (Mech.Corporus Fund)	770,139.00	
F.D.R. (DTE)	2,100,000.00	
F.D.R. With PNB .Khamla	148,521.00	
F.D.R. With TUCB (Suman Biswas)	40,001.00	64,828,124.21
<u>DEPOSIT</u>		
MSEB Deposit	1,139,294.00	
Nagpur University Reserve Fund	75,000.00	
Water Charges(Deposit)	36,483.00	
Vimal Gas Services (SD)	5,100.00	
Telephone Deposit	15,379.00	1,271,256.00
TOTAL RS.		66,099,380.21



YESHWANTRAO CHAVAN COLLEGE OF ENGINEERING - NAGPUR [COLLEGE CONSOLIDATED]

MANAGED BY :- NAGAR YUWAK SHIKSHAN SANSTHA - NAGPUR

ANNEXURE - "EE"

LIST OF PROVISION FOR EXPENSES AS ON 31ST MARCH 2020

PARTICULARS	AMOUNT	AMOUNT
Provision for Employer's Contribution to P.F.	660,781.00	
Provision For Expenses	2,647,152.00	
Provision for Salary & Allowances	30,312,331.00	
Provision for Administrative Charges	55,066.00	
Prepaid Cash Insurance		1,443.00
Prepaid Expense for Membership Fee		18,560.00
Prepaid Fire Insurance		97,021.00
Prepaid Property Insurance		292.00
Prepaid Software Expenses		1,743,591.00
Pre Paid Vehicle Insurance		2,178.00
Prepaid Web Expenses		5,046.00
TOTAL RS..	33,675,330.00	1,868,131.00

ANNEXURE - "GG"

LIST OF CLOSING BALANCES AS ON 31ST MARCH 2020

PARTICULARS		CLOSING
A) CASH IN HAND		
Cash In Hand (YCCE)	95,552.00	
Cash In Hand (AUTONOMY)	59,878.00	155,430.00
B) BANK		
PNB A/c 1472002100026108 (Gratuity)	96,971.99	
Punjab National Bank A/c.1472002100003909	7,613,642.96	
Punjab National Bank A/c(Sch)1472002100023624	11,090,331.10	
Punjab National Bank-DST-SB-1472000100377408	120,454.59	
Punjab National Bank-Salary A/c-1472002100029956	819,996.02	
Punjab National Bank- A/c-1472002100021431	46,731.37	
Tirupati Urban Coop Bank Ltd A/c.007002100000004	118,992.23	
Tirupati Urban Co-Op Bank Ltd Exam A/C 03	81,520.20	
Tirupati Urban Co-Op Bank Ltd. -Grants A/c-459	421,915.14	
Tirupati Urban Co-Op Bank Ltd Salary A/c 402	24,672.39	
Tirupati Urban Co-Opertive Bank Ltd.,130	3,884.56	
TUCB A/c 21/686 - YCCE Other Fees	43,369.20	
TUCB - Autonomy - AC-007002100000635	868,491.67	
Bank of India, Hingna-Ac-876620110000226	662,903.96	
Canara Bank Joint Escrow A/c 51646	10,453.00	
Nag. Dist. Cent. Co-Op. Bank, Hingna A/c 6819	111,948.59	
Union Bank Of India A/c - 443801010035155	17,104.16	
TOTAL RS..	22,153,383.13	-




YESHWANTRAO CHAVAN COLLEGE OF ENGINEERING - NAGPUR [COLLEGE CONSOLIDATED]

MANAGED BY :- NAGAR YUWAK SHIKSHAN SANSTHA - NAGPUR

ANNEXURE " DD"

LIST OF FUNDS (CREDIT) AS ON 31ST MARCH 2020

FUNDS	OPENING AS ON 01.04.2019	ADDITION 2019-2020 (upto 31.03.20)	LESS TRANSFER/SOLD	CLOSING AS ON 31.03.20
EXTERNAL				
Grant in Aid - AICTE	218,404.00		29,881.00	188,523.00
Grant In Aid - AICTE - MODROB	1,760,664.00	3,640,000.00	225,284.00	5,175,380.00
Grant In Aid - AICTE - RPS	2,074,504.00		350,311.00	1,724,193.00
Grant In Aid - AICTE- IIPC	141,441.00		14,719.00	126,722.00
Grant In Aid - AICTE- NAFETIC Scheme	1,522,934.00		170,365.00	1,352,569.00
Grant In Aid - DST	488,395.00	42,411.00	232,148.00	298,658.00
Grant In Aid -SPDP	709,440.00	473,750.00	151,332.00	1,031,858.00
Grant In Aid - IIT Bombay	21,376.00		8,550.00	12,826.00
Libaray Grant (AICTE- M-Tech)	31,407.00		4,712.00	26,695.00
Grant in Aid - Book Bank - SWD, Nagpur	822,536.00		123,381.00	699,155.00
Grant In Aid - SERB	3,075,000.00	88,200.00	163,200.00	3,000,000.00
Govt of India, MSME Grant	1,499,900.00			1,499,900.00
Grant In Aid - AICTE - PRERANA Programme		999,760.00		999,760.00
Grant In Aid - AICTE - STTP		300,000.00		300,000.00
Grant In Aid - AICTE - STTP (Electrical Engg)		150,000.00	150,000.00	-
Grant in Aid - Unnat Bharat Abhiyan		50,000.00		50,000.00
TEQIP Grant, Govt. Of Maharashtra	13,669,890.00			13,669,890.00
TOTAL (A)	26,035,891.00	5,744,121.00	1,623,883.00	30,156,129.00
INTERNAL				
Depreciation Fund	415,329,474.82	32,364,345.50		447,693,821.06
Building Revaluation Reserve	69,518,894.81			69,518,894.81
Alumini Fund	49,722,496.00	7,187,399.00	8,400,700.00	48,509,195.00
Corpus Fund	186,175,755.00			186,175,755.00
Departmental Development Fund	518,721.75	1,429.00		520,150.75
Mechanical Department - Corpus Fund	650,000.00			650,000.00
Endowment Fund-Mr.Sanjeev Kumar Das	75,000.00			75,000.00
Staff Welfare Fund	139,219.92	670,016.00	171,785.00	637,450.92
Student Welfare Fund	24,584,490.00	3,768,466.00	488,864.00	27,864,092.00
Funds (TEQIP)	6,300,000.00			6,300,000.00
TOTAL (B)	753,014,052.30	43,991,655.50	9,061,349.00	787,944,359.54
TOTAL Rs. (A+B)	779,049,943.30	49,735,776.50	10,685,232.00	818,100,488.54




YESHWANTRAO CHAVAN COLLEGE OF ENGINEERING - NAGPUR [COLLEGE CONSOLIDATED]

MANAGED BY :- NAGAR YUWAK SHIKSHAN SANSTHA - NAGPUR


ANNEXURE - " FF"

LIST OF SUNDRY CREDITORS & DEBTORS AS ON 31ST MARCH 2020

PARTICULARS	CREDIT	DEBIT
OTIS Elevator Company [India] Limited		15,192.00
Pranjali Enterprises, Nagpur	6,193.00	
Rajesh Battiwale		91,218.00
Abhijeet Petroleum	32,150.00	
Access Sales & Service	3,400.00	
Aditi Creations	14,333.00	
Anshika Steels	261,030.00	
Aspiring Minds Assessment Private Limited		568,500.00
Bohate Swapnil	13,000.00	
BPL Telecom Pvt. Limited		29,796.00
Computer & Cartridge Point	61,491.00	
Datta Enterprises	5,684.00	
Fire Solution	35,239.00	
Garg Construction	2,100.00	
Glazecraft	4,000.00	
Hansh Technologies	5,399.00	
Johnson Lifts Private Limited		241,525.00
J P ELECTRICALS	5,723.00	
Kokil Agency		3,977.00
Kone Elevator India Pvt Ltd.,		38,173.00
Lipton		4,238.00
Mastersoft ERP Solutions Pvt Ltd.,		675,000.00
Montu Fast Food Centre		5,523.00
M/s Johnson Lifts Private Limited		64,271.00
M/s LIBSYS Ltd.,	13,140.00	
M T A B Engineers (P) Ltd		83,000.00
Nagpur Trading Company	9,026.00	
Navles Technologies		26,550.00
New Shriniketan Printing Press	12,075.00	
Orange Technocare	150,818.00	
Oyster Infracon Pvt Ltd.,	26,131.00	
Paras Innovation	2,602.00	
PARSHWA ACRYLICS	3,398.00	
Pawansut Travel Pvt. Ltd.	92,226.00	
Prakash Hande	4,904.00	
Pushpak Book Depot	43,902.00	
RAPID PRINTS	52,435.00	
R. N. Engineers	18,096.00	
Shehal Photo Service	7,350.00	
Shree Taj Sakhe Sai Caters & Foods	152,310.00	
Shri Papers & Stationary	28,200.00	
Shri Ram Printers	3,500.00	
Siddhi Infotech Enterprises		255,000.00



Simi Electronics	370.00	
SSD Enterprises		217,150.00
Supreme Enterprises	1,845.00	
Swaragi Restaurant	157,639.00	
Testy Mishty		3,036.00
Usha Sales	3,540.00	
Vedika Graphics	80,873.00	
Vertiv Energy Private Limited		52,500.00
Vihaan Foods		11,273.00
Vijay Travels	1,994.00	
Vivek Mandap Decoration	145,345.00	
Yash Civil & Painting		6,891.00
Yash Enterprises	41,904.00	
Petro Card [M/s Abhijeet Petroleum-4303- Com- Bus]		0.02
Petro Card [M/s Abhijeet Petroleum]		13,260.46
TOTAL RS.	1,503,365.00	2,406,073.48



YESHWANTRAO CHAVAN COLLEGE OF ENGINEERING - NAGPUR [COLLEGE CONSOLIDATED]

MANAGED BY :- NAGAR YUWAK SHIKSHAN SANSTHA - NAGPUR

ANNEXURE "A"


LIST OF INCOME FOR THE YEAR ENDED ON 31ST MARCH -2020

PARTICULAR		AMOUNT
FEES AND FINES		
Tuition Fee (I Shift)	421,169,282.80	
Tuition Fee (II Shift)	38,893,212.50	
Development fees (I Shift)	53,576,298.00	
Development fees (II Shift)	4,330,517.00	
Tuition Fee (NRI)	455,309.44	
Tuition Fees (Ph.D)	2,322,500.00	
Tuition Fee (M. Tech)	10,846,479.00	
Development fees (M.Tech)	1,525,521.00	533,119,119.74
OTHER FEES & FINES		
Admission Cancellation(Fines)	913,708.00	
Late Fee Fine	147,700.00	
Library Fine	796,587.00	
Other Fines	13,700.00	
Fees for Minor Course	225,000.00	
Addl Library Fees - BE	4,956,800.00	
Annual Clearance Fee - BE	626,000.00	
Foreign Language Course (Other Fees)	60,000.00	
Co-Curricular Fees - BE	6,260,000.00	
Graduation Day Fees Students -BE	260,000.00	
Medical Fees - BE	2,478,400.00	
Transcript Fees Students - BE	380,000.00	
Verification Fees	412,000.00	
Addl Library Fees - M Tech	111,000.00	
Annual Clearance Fee - M.Tech	22,500.00	
Co-Curricular Fees - M.Tech	225,000.00	
Autonomy Fees	42,703,805.00	
Medical Fees - M Tech	55,500.00	60,647,700.00
OTHER INCOME		
Sponsorship	97,217.00	
Book Bank Charges	311,321.00	
Canteen Rent	322,000.00	
Consultancy Charges (Receipts)	242,818.00	
Grant Received (Income)	460,051.00	
Interest Received	481,696.00	
Misc. A/c Written Back	268.40	
Misc. Income	496,853.00	
Notice Period Recovery	21,590.00	
Penalty [Staff]	5,000.00	
Practical Charges Received	9,798.00	
Student Development Program-Income	134,000.00	2,582,612.40
		596,349,432.14


ANNEXURE - " B "

LIST OF SALARIES & ALLOWANCES FOR THE YEAR ENDED ON 31ST MARCH 2020


PARTICULARS	AMOUNT	AMOUNT
SALARIES AND ALLOWANCES		
Salaries & Allowances - Teaching	301,094,458.00	
Salaries & Allowances - Non Teaching	85,030,360.50	386,124,818.50
Contribution to Retirement Benefits		
Employer's Contribution to Provident Fund	8,047,954.00	
PF Administrative Charges	674,827.00	
Mortality Charges (LIC GGCA)	480,105.09	
Staff Mediclaim	2,290,170.00	11,493,056.09
Other Allowances		446,633.00
6th Pav Arrears		30,388,647.00
VRS Compensation		1,603,238.00
Gratuity Paid to Staff		26,457,859.00
TOTAL Rs.		456,514,251.59



YESHWANTRAO CHAVAN COLLEGE OF ENGINEERING - NAGPUR [COLLEGE CONSOLIDATED] MANAGED BY :- NAGAR YUWAK SHIKSHAN SANSTHA - NAGPUR ANNEXURE - "C" LIST OF CONTINGENCIES FOR THE YEAR ENDED ON 31ST MARCH 2020		
PARTICULARS		AMOUNT
Insurance		
Cash Insurance	4,884.00	
Fire Insurance	273,674.00	
General Insurance	95,155.00	
Property Insurance	5,483.00	
Vehicle Insurance	16,440.00	395,636.00
Rent Taxes & Other Charges		
R T O Tax (Bus& Jeep)	1,320.00	
Vehicle Fuel Charges	1,178,994.01	1,180,314.01
Repair & Maintenance		
Repairs & Maintenance (Building)	8,490,695.73	
Repairs & Maintenance [Furniture & Fixture]	653,393.00	
Campus Expenses	111,177.00	
Garden Maintenance	1,582,314.01	
Repair & Maintenance-Computer Equipments	1,085,915.66	
Repair & Maintenance-Electricals	945,793.89	
Repair & Maintenance-EPBX	3,093.00	
Repair & Maintenance-Equipments	94,476.00	
Repair & Maintenance- Office Equipment	1,451,103.00	
Repair & Maintenance-Vehicles	167,309.00	
Scooter Stand Charges	183,858.00	14,769,128.29
Autonomy Expenses		
		11,310,156.50
Grant Expenses		
DST-SERB Recurring Expenses	284,533.00	
Laboratory Consumables & Expenses- SERB- E & T	3,669.00	
Repair & Maintenance Building- SERB E & T	3,552.00	
Rep & Mnts- Computer Equipment-SERB- E & T	15,149.00	
SERB Grant Expenses	145,946.00	
STTP GRANT EXPENSES	125,567.00	578,416.00
Seminars/Workshops (Staff)		
Workshops - Staff	438,631.00	
Workshop (TA/DA Regn Fee) - Staff	238,990.00	677,621.00
Staff Welfare & Training		
Prizes and Awards (Staff)	3,900.00	
Staff Recruitment & Training	4,797,576.00	
Staff Welfare Expenses	1,347,791.00	6,149,267.00




Other Contingencies		
Assets Written Off	505,322.00	
Academic Advisory Board Exp.	88,390.00	
Accreditation (NBA) Expenses	54,776.00	
Administration Expenses	1,720,875.00	
Admission Branding Expenses	567,370.00	
Advertisement Expenses	1,697,796.00	
Affiliation & Continuation Fees - NU	271,600.00	
AICTE FEES	315,000.00	
Alumni Meet Expenses	422,436.45	
Audit Fees	161,070.00	
Bank Commission & Other Charges	119,565.41	
Book Binding Charges	100,873.00	
Cleaning Expenses	101,636.00	
College Expenses	70,641.00	
College Expenses(Common Amenities)	1,720,875.00	
Committee Inspection Charges	13,698.00	
Computer Stationery	97,323.24	
Consultancy Charges	6,247,622.00	
Conveyance Expenses	132,879.00	
Department Level Assesment Expenses[DLA]	73,875.00	
Designing Charges	143,170.00	
DTE Fees	37,500.00	
Electricity Charges	6,924,481.00	
Fee Concession - Students	5,299,609.00	
Fees for NBA	708,000.00	
Generator Diesel Expenses	445,898.00	
GGCA Fund Management Charges	371,656.22	
Graduation Ceremony Expenses	412,705.00	
Hire Charges	4,015,810.00	
Hire Charges - Equipment	2,980,904.00	
Interest on TDS	571.00	
Internal Audit Expenses	136,326.00	
Internal Audit Fee	566,400.00	
Internet Expenses	593,390.00	
Journals & Periodicals [Expenses]	836,432.00	
Laboratory Consumables & Expenses	789,136.52	
Legal Charges	38,666.00	
Membership Fee	61,090.00	
Mentoring Expenses	3,441,750.00	
Newspaper & Magazines	40,945.00	
Office Expenses	697,812.00	
Postage & Telegram	74,696.00	
PQAI Seminar Expenses	31,010.00	
Pre-Audit Expenses	486,748.00	
Printing & Stationery	747,427.45	
Prior Period Adj	39,844.00	
Prior Period Expenses (TDS)	1,380.00	
Processing Fees(ARA)	364,200.00	
Professional Fee	1,716,880.00	
Retainership Fees	2,325,200.00	
Smart India Hackathon-Student Reimb	4,848.00	




Software Expenses	2,483,069.00	
Sponsorship Fee (Advertisement)	250,000.00	
Telephone & Internet Expenses	292,891.76	
Travelling & Conveyance Expenses	478,951.00	
Uniform Expenses	135,603.00	
Water Charges	386,647.00	
Web Expenses	218,871.00	✓ 53,064,141.05
Research & Development		
Copy Right & Patent	41,567.00	
Incentives for Grants	85,163.00	
Innovation & Incubation Centre [IAI]	9,200.00	
Paper Presentation at Conferences (Staff)	172,169.00	
Research & Development	41,300.00	
Research Journal -College	23,546.00	✓ 372,945.00
Student Centric Expenses		
Aarohan Expenses	45,410.00	
Anthahen Expenses	45,001.00	
Compufest Expenses	55,671.00	
Electrica Expenses	17,501.00	
I - Con Expenses	36,167.00	
I - TECH ROOTS [IT DEPT] Expenses	41,916.00	
Mechfiesta Expenses	54,051.00	
Meghotsav Expenses	420,217.00	
Pratikruti Expenses	45,667.00	
Diesel Subsidy Expenses	2,405,622.00	
Farewell Expenses	70,190.00	
Games & Sports Expenses	2,024,050.00	
Gathering & Cultural Activities	1,342,351.00	
Guest Lecture Expenses	35,746.00	
Guest Lecture Expenses- M-Tech	2,050.00	
Induction Programm [Student]	7,542.00	
Industrial Tour & Visit	120,743.00	
Paper Presentation at Conference - Student- M-Tech	1,735.00	
Paper Presentation at Conference [Student]	10,236.00	
Parents Teachers Meet	82,780.00	
Prizes & Awards [Student]	361,000.00	
Project Seminar	23,240.00	
Project Seminar -M-Tech	25,846.00	
Student Centric Expenses	6,885,000.00	
Student Development Program-SDP	61,233.00	
Student Project Competition	74,626.00	
Student Project Expenses	35,000.00	
Student Training Programme	6,976,570.00	
Student Weifare Expenses	68,198.00	
Training & Placement Expenses	285,328.00	
Visiting Professor	118,311.00	
Workshops-Students	147,745.00	
Workshops [TA/DA] Student	5,700.00	✓ 21,932,443.00
TOTAL RS.		110,430,067.85

<u>YESHWANTRAO CHAVAN COLLEGE OF ENGINEERING - NAGPUR [COLLEGE CONSOLIDATED]</u>		
<u>MANAGED BY :- NAGAR YUWAK SHIKSHAN SANSTHA - NAGPUR</u>		
<u>ANNEXURE - "D"</u>		
<u>LIST OF FINANCIAL EXPENSES FOR THE YEAR ENDED ON 31ST MARCH 2020</u>		
PARTICULARS	AMOUNT	AMOUNT
FINANCIAL EXPENSES		
Interest on Term Loan	3,685,198.00	
Interest on CC Account	8,662,903.00	
TOTAL Rs.		✓ 12,348,101.00



2018-2019



AUDITOR'S REPORT

We have audited attached financial statements of the **CONSOLIDATED BALANCE SHEET OF YESHWANTRAO CHAVAN COLLEGE OF ENGINEERING-NAGPUR Managed by NAGAR YUWAK SHIKHSHAN SANSTHA ,NAGPUR** as of and for the year ended on 31st March 2019. These financial statements are the responsibility of the management of the trust. Our responsibility is to express an opinion on these financial statements based on our audits.

We have conducted our audits in accordance with the auditing standards generally accepted in the India. Those standards require that we plan and perform the audit to obtain reasonable assurance about whether the financial statements are free of material misstatement. An audit includes consideration of internal control over financial reporting as a basis for the designing audit procedure that are appropriate in the circumstances, an audit also includes examining, on test basis, evidences supporting the amounts and the disclosures in the financial statements, assessing accounting principles used and significant estimates made by the management, as well as evaluating the financial statement presentations. We believe that our audits provide the reasonable basis for our opinion.

On the basis of our audits, report that-

1. We have obtained all the information and explanations, which to the best of our knowledge and belief are necessary for the purpose of Audit and for determination of fees by the Authority
2. Proper books of accounts as required by law have been kept.
3. The Balance Sheet and Income and Expenditure Account referred to in this report are in agreement with the books of accounts maintained.
4. Mercantile Method of accounting is consistently followed by the institution and there is no change carried out during previous year.

In our opinion and to the best of our information and according to the explanation given to us, the said Financial Statements gives a true and fair view.

- a) In so far it relates to Balance Sheet of the State of Affairs of the Trust as on 31st March 2019.
- b) In case of Income and Expenditure Account of Deficit for the year ended on 31st March 2019.

Place : Nagpur
Date : 25.09.2019



KUMAR & JAYAKRISHNAN
Chartered Accountants
F.R.N. : 113708W


(G.V.KUMAR)
Partner

M. No. : 100861
UDIN:19100861AAAAEC7362

KUMAR & JAYKRISHNAN
CHARTERED ACCOUNTANTS
C.J.FOREVER, 3rd FLOOR
BAJAJ NAGAR, NAGPUR

YESHWANTRAO CHAVAN COLLEGE OF ENGINEERING - NAGPUR [COLLEGE CONSOLIDATED]
MANAGED BY : - NAGAR YUWAK SHIKSHAN SANSTHA - NAGPUR
BALANCE SHEET AS ON 31ST MARCH 2019

FUNDS & LIABILITIES		AMOUNT	PROPERTY & ASSETS	AMOUNT
<u>FUNDS (ANN"DD")</u>		779,049,943.30	<u>IMMOVABLE & MOVABLE PROPERTIES (ANN"AA")</u>	645,214,183.49
<u>SUNDRY LIABILITIES (ANN"BB")</u>			<u>OTHER DEBIT BALANCES (ANN"BB")</u>	
Staff	5,323,018.00		Other Liabilities	1,098,131.00
Students	8,815,078.25		Students	133,913,920.90
Cautions Money Deposit	9,501,192.00			
Others	4,955,927.00	28,595,215.25	<u>DEPOSIT & INVESTMENTS (ANN"CC")</u>	83,960,248.44
<u>PROVISION (ANN"EE")</u>		33,623,269.00	<u>PROVISION (ANN"EE")</u>	3,838,564.00
<u>SUNDRY CREDITORS (ANN"FF")</u>		2,449,373.40	<u>SUNDRY DEBTORS (ANN"FF")</u>	2,951,437.49
<u>LOANS & ADVANCES</u>			<u>LOANS & ADVANCES</u>	
Abhyudaya Co.Op.Bank.Ltd.	40,772,924.00		Nagar Yuwak Shikshan Santha	30,553,413.40
Loan From Maharashtra Govt.	24,468,251.00	65,241,175.00		
<u>CLOSING BALANCE (ANN"GG")</u>			<u>CLOSING BALANCE (ANN"GG")</u>	
Cash With Banks		6,331,694.72	Cash in hand	165,758.00
			Cash With Banks	13,595,013.95
TOTAL RS...		915,290,670.67	TOTAL RS...	915,290,670.67

PLACE : NAGPUR
DATE : 25.09.2019



AS PER OUR REPORT OF EVEN DATE
KUMAR & JAYKRISHNAN
CHARTERED ACCOUNTANTS
F.R.N. 113708W
(S.V. KUMAR)
PARTNER
M.NO. 100861
UDIN:19100861AAAAEC7362

YESHWANTRAO CHAVAN COLLEGE OF ENGINEERING [COLLEGE CONSOLIDATED]

MANAGED BY: NAGAR YUVAK SHIKSHAN SANSTHA -NAGPUR

ANNEXURE "AA"


LIST OF IMMOVABLE & MOVABLE PROPERTY AS ON 31ST MARCH-19

SR.NO	PARTICULARS	BALANCE AS ON 01.04.18	ADDITION FROM 1.4.18 TO 30.09.18	ADDITION FROM 1.09.2018 TO 31.03.2019	ADJUSTMENTS	GROSS BLOCK AS ON 31.03.19	DEPRN RATE	DEPRECIATION FUND AS ON 01.04.18	DEPRECIATION ON ASSETS FROM 01.04.18 TO 30.09.18	DEPRECIATION ON ASSETS FROM 01.10.18 TO 31.03.19	DEPRECIATION ON 31-03-19	DEPRECIATION FUND IN ASSET FOR ADJUSTED W OFF (-)	REVALUATIO N / RESERVE	DEPRECIATION FUND UPTO 31.03.19	NET BLOCK AS ON 31.03.2019	
		1	2	3	4	5	6	7	8	9	(10=(8+9))	11	12	13	14=(5-13)	
IMMOVABLE PROPERTY																
1	COLLEGE BUILDING	235,617,805.88	9,321,134.00	1,199,643.00		246,138,582.88	10%	121,832,265.00	12,310,667.00	59,982.00	12,370,649.00	-		134,202,914.00	111,935,668.88	
2	COLLEGE BUILDING CCC	7,050,000.00				7,050,000.00	10%	5,045,385.00	200,462.00	-	200,462.00	-		5,245,847.00	1,804,153.00	
3	COLLEGE BUILDING (WIP)	13,302,449.00	1,226,547.00	11,147,885.00		25,676,881.00		-	-	-	-	-		-	25,676,881.00	
	TOTAL(A)	255,970,254.88	10,547,681.00	12,347,528.00	-	278,865,463.88	20%	126,877,650.00	12,511,129.00	59,982.00	12,571,111.00	-	-	139,448,761.00	139,416,702.88	
MOVABLE PROPERTIES																
1	COMPUTERS & PERIPHERALS & SOFTWARE	129,106,393.31	272,254.00	3,432,640.99	(1,385,526.00)	131,425,762.30	40%	114,503,093.47	5,523,705.00	686,528.00	6,210,233.00	(319,234.00)		120,394,092.47	11,031,669.83	
2	DST-FIST COMPUTER EQUIPMENT	10,800.00				10,800.00	40%	6,264.00	1,814.00	-	1,814.00	-		8,078.00	2,722.00	
3	COMPUTER EQUIPMENT-SPDP	603,208.00				603,208.00	40%	120,642.00	193,026.00	-	193,026.00	-		313,668.00	289,540.00	
4	SOFTWARE DEVELOPMENT -SPDP	413,000.00				413,000.00	40%	82,600.00	132,160.00	-	132,160.00	-		214,760.00	198,240.00	
5	DST-FIST LAB SOFTWARE	1,730,920.00				1,730,920.00	40%	1,730,754.00	66.00	-	66.00	-		1,730,820.00	100.00	
6	COMPUTER PERIPHERALS (RPS)	1,259,623.00				1,259,623.00	40%	1,198,148.00	24,590.00	-	24,590.00	-		1,222,738.00	36,885.00	
7	LAB & EQUIPMENT INSTALLATION	85,893,002.48	2,597,613.00	3,597,846.36		92,088,461.84	15%	58,405,747.98	4,512,730.00	269,838.00	4,782,568.00	-		63,188,315.98	28,900,145.86	
8	LAB & EQUIPMENT INSTALLATION (RPS)	5,673,078.00				5,673,078.00	15%	2,921,636.00	412,716.00	-	412,716.00	-		3,334,352.00	2,338,726.00	
9	MODRAB SCIENCE EQUIPMENT	5,763,229.00				5,763,229.00	15%	3,379,034.00	357,629.00	-	357,629.00	-		3,736,663.00	2,026,566.00	
10	LIBRARY BOOKS	38,614,733.86	106,605.00	419,527.00		39,140,865.86	15%	25,777,709.00	1,941,544.00	31,465.00	1,973,009.00	-		27,750,718.00	11,390,147.86	
11	JOURNALS & PERIODICALS	7,125,734.34	2.00	19.00		7,125,755.34	15%	5,406,712.00	257,854.00	1.00	257,855.00	-		5,664,567.00	1,461,188.34	
12	ELECTRICALS INSTALLATION	8,598,762.00		1,792,393.00		10,391,155.00	10%	5,184,026.00	341,474.00	89,620.00	431,094.00	-		5,615,120.00	4,776,035.00	
13	FURNITURE & FIXTURE	47,522,122.73	254,229.00	1,131,620.00	(224,570.00)	48,683,401.73	10%	28,464,815.37	1,904,876.00	56,581.00	1,961,457.00	38,202.00		30,464,474.37	18,218,927.36	
14	OFFICE EQUIPMENTS	15,698,175.52	226,162.00	188,660.00	(53,040.00)	16,059,957.52	15%	8,265,425.00	1,147,132.00	14,150.00	1,161,282.00	(41,676.00)		9,385,031.00	6,674,926.52	
15	OFFICE EQUIPMENTS COMMUNITY SERICES D.G. SET-MOBILE VAN	56,634.00				56,634.00	15%	47,868.00	1,315.00	-	1,315.00	-		49,183.00	7,451.00	
16	GAMES & SPORTS EQPT	1,450,830.00				1,450,830.00	10%	963,164.00	48,767.00	-	48,767.00	-		1,011,931.00	438,899.00	
17	OTHER ASSTES (HDTV NETWORKING	48,000.00				48,000.00	15%	41,173.00	1,024.00	-	1,024.00	-		42,197.00	5,803.00	
18	OTHER ASSTES (CAMERA)	67,858.00				67,858.00	15%	56,503.00	1,703.00	-	1,703.00	-		58,206.00	9,652.00	
19	OTHER ASSETS	168,019.00				168,019.00	15%	158,451.00	1,435.00	-	1,435.00	-		159,886.00	8,133.00	
20	OTHER ASSETS(UPS)	535,001.00				535,001.00	15%	437,572.00	14,614.00	-	14,614.00	-		452,186.00	82,815.00	
21	SPRINKLER & DRIP SYSTEM	336,219.00				336,219.00	15%	302,004.00	5,132.00	-	5,132.00	-		307,136.00	29,083.00	
22	VEHICLE	2,900.00				2,900.00	15%	1,613.00	193.00	-	193.00	-		1,806.00	1,094.00	
23	FIRE PROTECTION SYSTEMS	2,167,841.00		897,718.02		3,065,559.02	15%	210,646.00	293,579.00	67,329.00	360,908.00	-		571,554.00	2,494,005.02	
24	AMBULANCE (OMNI)	248,482.00				248,482.00	15%	195,246.00	7,985.00	-	7,985.00	-		203,231.00	45,251.00	
	TOTAL (B)	353,094,566.24	3,456,865.00	11,460,424.37	(1,663,136.00)	366,348,719.61		257,860,846.82	17,127,063.00	1,215,512.00	18,342,575.00	(322,708.00)	-	275,880,713.82	90,468,005.79	
	TOTAL (A + B)	609,064,821.12	14,004,546.00	23,807,952.37	(1,663,136.00)	645,214,183.49		384,738,496.82	29,638,192.00	1,275,494.00	30,913,686.00	(322,708.00)	-	415,329,474.82	229,884,708.67	



YESHWANTRAO CHAVAN COLLEGE OF ENGINEERING - NAGPUR [COLLEGE CONSOLIDATED]
MANAGED BY :- NAGAR YUWAK SHIKSHAN SANSTHA - NAGPUR
ANNEXURE "BB"
SUNDRY LIABILITIES (CREDIT) AND RECOVERIES (DEBIT) AS ON 31ST MARCH -2019

PARTICULARS	CREDIT	DEBIT
A) STUDENTS		
Registration Fees (BE)	3,399,140.25	
Registration Fees (M-Tech)	509,353.00	
Scholarship (Govt of Mah)	3,746,254.00	
EBC Concession (DTE)	608,907.00	
Commisioner State CET Cell	33,056.00	
ISTE students Chapter	98,818.00	
ACES students Chapter	24,550.00	
Foreign Language Course	325,000.00	
PHD Fee Refundable	70,000.00	
Outstanding Fee (BE)		131,800,273.90
Outstanding Fee (M Tech)		2,113,647.00
Total "A"	8,815,078.25	133,913,920.90
B) STAFF		
Contractual Staff Contribution to P.F.	3,982.00	
Remuneration to AISHE	6,000.00	
Other Staff Deduction	227.00	
Security Deposit Staff - Contractual	900.00	
Security Deposit Staff	5,036,686.00	
Advances to Staff	275,223.00	
Total "B"	5,323,018.00	-
C) OTHERS		
TDS	921,126.00	
Security Deposit Contractor	1,969,768.00	
Hold Up Bill A/c	543,324.00	
Security Deposit (Bus)		1,098,131.00
Testing charges	11,280.00	
Other University Fees	796,517.00	
Liability Autonomy	713,912.00	
Total "C"	4,955,927.00	1,098,131.00
D) Caution Money Deposit	9,501,192.00	
Total (A+B+C+D)	28,595,215.25	135,012,051.90




YESHWANTRAO CHAVAN COLLEGE OF ENGINEERING - NAGPUR [COLLEGE CONSOLIDATED]

MANAGED BY :- NAGAR YUWAK SHIKSHAN SANSTHA - NAGPUR

ANNEXURE - " CC"


LIST OF DEPOSIT & INVESTMENTS AS ON 31ST MARCH -2019

PARTICULARS		AMOUNT
<u>INVESTMENT</u>		
Accrued Interest on PNB FDR	1,524,732.00	
Accrued Interest on TUCB FDR	164,432.00	
LIC Group Gratuity Scheme	77,041,167.44	
F.D.R. With TUCB (Mech.Corporus Fund)	770,139.00	
F.D.R. (DTE)	3,000,000.00	
F.D.R. With PNB .Khamla	148,521.00	
F.D.R. With TUCB (Suman Biswas)	40,001.00	82,688,992.44
<u>DEPOSIT</u>		
MSEB Deposit	1,139,294.00	
Nagpur University Reserve Fund	75,000.00	
Water Charges(Deposit)	36,483.00	
Vimal Gas Services (SD)	5,100.00	
Telephone Deposit	15,379.00	1,271,256.00
TOTAL RS.		83,960,248.44



ANNEXURE " DD"
LIST OF FUNDS (CREDIT) AS ON 31ST MARCH -2019

FUNDS	OPENING AS ON 01.04.2018	ADDITION 2018-2019 (upto 31.03.19)	LESS TRANSFER/SOLD	CLOSING AS ON 31.03.19
EXTERNAL				
Grant in Aid - AICTE	264,345.00		45,941.00	218,404.00
Grant In Aid - AICTE - MODROB	2,457,884.00		697,220.00	1,760,664.00
Grant In Aid - AICTE - RPS	2,993,452.00	59,368.00	978,316.00	2,074,504.00
Grant In Aid - AICTE- IIPC	157,881.00		16,440.00	141,441.00
Grant In Aid - AICTE- NAFETIC Scheme	1,329,136.00	400,000.00	206,202.00	1,522,934.00
Grant In Aid - DST	714,635.00		226,240.00	488,395.00
Grant In Aid -SPDP	1,114,706.00		405,266.00	709,440.00
Grant In Aid - IIT Bombay	35,626.00		14,250.00	21,376.00
Libaray Grant (AICTE- M-Tech)	36,949.00		5,542.00	31,407.00
Grant In Aid - Book Bank - SWD, Nagpur	967,690.00		145,154.00	822,536.00
Grant In Aid - SERB	-	3,125,000.00	50,000.00	3,075,000.00
Govt of India, MSME Grant		1,499,900.00		1,499,900.00
TEQIP Grant, Govt. Of Maharashtra	13,669,890.00			13,669,890.00
TOTAL (A)	23,742,194.00	5,084,268.00	2,790,571.00	26,035,891.00
INTERNAL				
Depreciation Fund	384,738,496.82	30,913,686.00	322,708.00	415,329,474.82
Building Revaluation Reserve	69,518,894.81			69,518,894.81
Building Fund	180,000,000.00		180,000,000.00	-
Alumini Fund	43,620,000.00	7,667,546.00	1,565,050.00	49,722,496.00
Corpus Fund	186,175,755.00			186,175,755.00
Departmental Development Fund	508,240.75	10,481.00		518,721.75
Mechanical Department - Corpus Fund	650,000.00			650,000.00
Endowment Fund-Mr.Sanjeev Kumar Das	75,000.00			75,000.00
Staff Welfare Fund	287,457.92		148,238.00	139,219.92
Student Welfare Fund	26,430,430.00	2,269.00	1,848,209.00	24,584,490.00
Funds (TEQIP)	6,300,000.00			6,300,000.00
TOTAL (B)	898,304,275.30	38,593,982.00	183,884,205.00	753,014,052.30
TOTAL Rs. (A+B)	922,046,469.30	43,678,250.00	186,674,776.00	779,049,943.30




YESHWANTRAO CHAVAN COLLEGE OF ENGINEERING - NAGPUR [COLLEGE CONSOLIDATED]

MANAGED BY :- NAGAR YUWAK SHIKSHAN SANSTHA - NAGPUR

ANNEXURE - " EE"

LIST OF PROVISION FOR EXPENSES AS ON 31ST MARCH -2019

PARTICULARS	AMOUNT	AMOUNT
Provision for Administrative Charges	59,716.00	
Provision for Electricity Charges	500,580.00	
Provision for Employer's Contribution to P.F.	716,561.00	
Provision For Expenses	1,432,930.00	
Provision for Salary & Allowances	30,136,177.00	
Provision for Student Project Expenses	700,032.00	
Provision for Telephone Charges	16,098.00	
Provision for Water Charges	51,750.00	
Remuneration Payable	9,425.00	
Pre-Paid Affiliation & Cont		30,000.00
Pre-Paid Expenses for Membership Fees		24,780.00
Pre -Paid Fire Insurance		77,228.00
Pre-Paid Journals and Periodicals		4,994.00
Pre-Paid Property Insurance		4,891.00
Pre-Paid Repair & Maintenance - Building		22,710.00
Pre-Paid Repair & Maintenance - Computer Equipment		10,985.00
Pre-Paid Repair & Maintenance - Office Equipment		13,567.00
Pre-Paid Repair & Maintenance - Vehicle		28,609.00
Pre-Paid Software Expenses		1,321,839.00
Pre-paid Staff Mediclaim Policy		2,290,170.00
Pre-paid Vehicle Insurance		1,841.00
Pre-paid Web Expenses		6,950.00
TOTAL RS..	33,623,269.00	3,838,564.00



YESHWANTRAO CHAVAN COLLEGE OF ENGINEERING - NAGPUR [COLLEGE CONSOLIDATED]

MANAGED BY :- NAGAR YUWAK SHIKSHAN SANSTHA - NAGPUR


ANNEXURE - " FF"

LIST OF SUNDRY CREDITORS & DEBTORS AS ON 31ST MARCH 2019

PARTICULARS	CREDIT	DEBIT
ADISH ALUMINIUM	42,969.00	-
Kulkarni Buildcon	206,702.00	-
Mehar Construction	17,634.00	-
Nair Fabrication Works	8,996.00	-
Onkar Construction	1,488.00	-
OTIS Elevator Company [India] Limited	2,300.00	-
Pranjali Enterprises, Nagpur	25,843.00	-
Shrikant Swain	86,074.00	-
Access Sales & Service	3,045.00	-
Aircon Refrigeration	6,608.00	-
Air Technics	-	26,761.00
Alfa Enterprises	155,067.00	-
Ashwin Electricals	340,131.00	-
Aspiring Minds Assessment Private Limited	-	598,500.00
A V R Sales Corporation	21,680.00	-
Computer & Cartridge Point	9,983.00	-
Cool Wave India Private Limited	-	860,150.00
Copypro Technologies Pvt. Ltd.,	16,197.00	-
Dhawade Decoration and Bichayat Kendra	7,119.00	-
Fire Solution	-	69,745.00
Global Enterprises (Amazon.in)	5,015.00	-
Hi-Tech Communication & Security Systems	72,175.40	-
H.K.Udyog	2,832.00	-
HOTEL NAGPUR ASHOK	6,908.00	-
Johnson Lifts Private Limited	-	7,600.00
Kapil Ingle	90,020.00	-
Kartika Enterprises	12,768.00	-
MAI MANPOWER SOLUTIONS LLP	6,222.00	-
Mayur Computer's	300.00	-
Montu Fast Food Centre	-	3,683.00
M/s Johnson Lifts Private Limited	-	47,769.00
OJAS ENTERPRISES	2,714.00	-
Orion Tele Services Pvt Ltd.,	22,200.00	-
Oyster Infracon Pvt Ltd.,	-	131,810.00
PARSHWA ACRYLICS	6,301.00	-
Pawansut Travel Pvt. Ltd.	402,790.00	-
Pratiksha Photo Studio(Satish Manohar Ghime)	3,000.00	-
Pushpak Book Depot	58,212.00	-
Ram Khandawani	10,000.00	-
RAPID PRINTS	17,263.00	-
SDMP CANTEEN	127,960.00	-
Shehal Photo Service	7,342.00	-
Shree Taj Sakhe Sai Caters & Foods	95,550.00	-
Shree Traders	36,000.00	-
Smart Energy Saving Method	-	35,500.00
Sonic Solutions	174,000.00	-
SSD Enterprises	-	227,150.00
Sunil Kothalkar	4,191.00	-
Suresh P Manohar	7,250.00	-
SWAPNIL BOHATE	13,000.00	-
Swaragi Restaurant	38,125.00	-
Techmark Corporation	-	25,301.00
Vedika Graphics	72,959.00	-
Vihaan Foods	12,113.00	-
Vijay Travels	7,643.00	-
Vivek Mandap Decoration	172,684.00	-
Yash Enterprises	10,000.00	-
Petro Card [M/s Abhijeet Petroleum-4303- Com- Bus]	-	24,711.72
Petro Card [M/s Abhijeet Petroleum]	-	171,079.77
Provision for Receivable (Debtor)	-	721,677.00
TOTAL RS.	2,449,373.40	2,951,437.49



<u>YESHWANTRAO CHAVAN COLLEGE OF ENGINEERING - NAGPUR [COLLEGE CONSOLIDATED]</u> <u>MANAGED BY :- NAGAR YUWAK SHIKSHAN SANSTHA - NAGPUR</u> <u>ANNEXURE - " GG"</u> <u>LIST OF CLOSING BALANCES AS ON 31ST MARCH -2019</u>		
PARTICULARS	DEBIT	CREDIT
A) CASH IN HAND		
CASH IN HAND (YCCE)	108,167.00	
CASH IN HAND (AUTONOMY)	57,591.00	
	165,758.00	
B) BANK		
PNB A/c 1472002100026108 (Gratuity)	97,673.50	
Punjab National Bank A/c.1472002100003909	4,997,490.81	
Punjab National Bank A/c(Sch)1472002100023624	819,535.11	
Punjab National Bank - Alumni A/c-1472002100030192	67,583.10	
Punjab National Bank-DST-SB-1472000100377408	155,234.39	
Punjab National Bank-Salary A/c-1472002100029956	285,022.01	
Punjab National Bank- A/c-1472002100021431	46,731.37	
Tirupati Urban Coop Bank Ltd A/c.007002100000004	1,393,995.05	
Tirupati Urban Co-Op Bank Ltd Exam A/C 03	13,855.20	
Tirupati Urban Co-Op Bank Ltd. -Grants A/c-459	1,113,813.90	
Tirupati Urban Co-Op Bank Ltd Salary A/c 402	-	5,603,734.10
Tirupati Urban Co-Opertive Bank Ltd.,130	-	727,960.62
TUCB, Alumni , C A/c 670 , Wanadongri	764.00	
Bank of India, Hingna-Ac-876620110000226	2,999,800.00	
Canara Bank Joint Escrow A/c 51646	10,453.00	
ICICI BANK LTD., A/C-005905017285	298,065.59	
Nag. Dist. Cent. Co-Op. Bank, Hingna A/c 6819	112,066.59	
Union Bank Of India A/c(443801010035155)	17,222.16	
TUCB, Autonomy - AC - 007002100000635	1,165,708.17	
	13,595,013.95	
TOTAL RS..	13,760,771.95	6,331,694.72



KUMAR & JAYKRISHNAN
CHARTERED ACCOUNTANTS
C.J.FOREVER, 3rd FLOOR
BAJAJ NAGAR, NAGPUR

YESHWANTRAO CHAVAN COLLEGE OF ENGINEERING - NAGPUR [COLLEGE CONSOLIDATED]
MANAGED BY : - NAGAR YUWAK SHIKSHAN SANSTHA - NAGPUR
INCOME AND EXPENDITURE ACCOUNT FOR THE YEAR ENDED ON 31ST MARCH 2019

EXPENDITURE		AMOUNT	INCOME		AMOUNT
TO, <u>EDUCATION EXPENDITURE</u>			BY, <u>INCOME : (ANN "A")</u>		
Salaries & Allowance (ANN "B")	433,488,052.50		Fees and Fines	594,143,046.70	
Contingencies (ANN "C")	145,896,759.38		Other Income	3,167,021.80	597,310,068.50
Interest Paid on TEQIP Loan	1,699,973.00				
Financial Expenses (ANN "D")	10,221,816.00	591,306,600.88			
			<u>EXCESS OF EXPENDITURE OVER INCOME</u>		22,307,936.38
TO, <u>DEPRECIATION (ANN"AA")</u>	30,913,686.00		(Carried Over to Society Account)		
Less :- Depreciation Written Back	2,602,282.00	28,311,404.00			
		619,618,004.88			619,618,004.88

PLACE : NAGPUR
DATE : 25.09.2019

AS PER OUR REPORT OF EVEN DATE
KUMAR & JAIKRISHNAN
CHARTERED ACCOUNTANTS
F.R.N. 113708W




(Signature)
(G.V. KUMAR)
PARTNER
M.NO. 100861
UDIN:19100861AAAAEC7362

YESHWANTRAO CHAVAN COLLEGE OF ENGINEERING - NAGPUR [COLLEGE CONSOLIDATED]
MANAGED BY :- NAGAR YUWAK SHIKSHAN SANSTHA - NAGPUR
ANNEXURE "A"
LIST OF INCOME FOR THE YEAR ENDED ON 31ST MARCH -2019

PARTICULAR	AMOUNT	AMOUNT
FEES AND FINES		
Tuition Fee (I Shift)	415,723,544.20	
Tuition Fee (II Shift)	52,257,221.50	
Development fees (I Shift)	46,515,777.00	
Development fees (II Shift)	5,611,417.00	
Tuition Fee (NRI)	1,396,555.00	
Tuition Fees (Ph.D)	2,774,050.00	
Tuition Fee (M. Tech)	13,226,899.00	
Development fees (M.Tech)	1,493,101.00	538,998,564.70
OTHER FEES & FINES		
Admission Cancellation(Fines)	1,002,629.00	
Late Fee Fine	130,300.00	
Library Fine	917,233.00	
Other Fines	47,700.00	
Add Library Fees - BE	4,574,000.00	
Graduation Day Fees Students -BE	232,000.00	
Medical Fees - BE	2,287,000.00	
Transcript Fees Students - BE	514,500.00	
Verification Fees	382,950.00	
Autonomy Fees	44,879,170.00	
Add Library Fees - M Tech	118,000.00	
Medical Fees - M Tech	59,000.00	55,144,482.00
OTHER INCOME		
Interest Received	428,849.00	
Book Bank Charges	313,506.00	
Consultancy Charges (Receipts)	1,548,709.00	
Online Exam Income	528,573.00	
Grant Received (Income)	138,289.00	
Notice Period Recovery	53,826.00	
Penalty [Staff]	19,359.00	
Miscellaneous Income	135,910.80	3,167,021.80
		597,310,068.50

ANNEXURE - " B "
LIST OF SALARIES & ALLOWANCES FOR THE YEAR ENDED ON 31ST MARCH -2019

PARTICULARS	AMOUNT	AMOUNT
SALARIES AND ALLOWANCES		
Salaries & Allowances - Teaching	282,363,678.00	
Salaries & Allowances - Non Teaching	94,931,013.00	377,294,691.00
Contribution to Retirement Benefits		
Employer's Contribution to Provident Fund	9,077,499.00	
PF Administrative Charges	778,813.00	
Mortality Charges (LIC GGCA)	440,381.50	
Staff Mediclaim	2,446,677.00	12,743,370.50
Other Allowances		654,254.00
6th Pay Arrears		16,467,283.00
VRS Compensation		2,500,000.00
Gratuity Paid to Staff		23,828,454.00
TOTAL Rs.		433,488,052.50



YESHWANTRAO CHAVAN COLLEGE OF ENGINEERING - NAGPUR [COLLEGE CONSOLIDATED]

MANAGED BY :- NAGAR YUWAK SHIKSHAN SANSTHA - NAGPUR


ANNEXURE - "C"

LIST OF CONTINGENCIES FOR THE YEAR ENDED ON 31ST MARCH -2019

PARTICULARS		AMOUNT
Insurance		
Cash Insurance	4,473.00	
Fire Insurance	216,794.86	
General Insurance	53,813.00	
Property Insurance	10,258.86	
Vehicle Insurance	22,652.00	307,991.72
Rent Taxes & Other Charges		
R T O Tax (Bus& Jeep)	1,006.00	
Vehicle Fuel Charges	3,134,168.69	3,135,174.69
Repair & Maintenance		
Repairs & Maintenance (Building)	3,107,565.94	
Repairs & Maintenance [Furniture & Fixture]	912,209.35	
Campus Expenses	871,631.00	
Garden Maintenance	1,611,388.55	
Repair & Maint. D. G. Set	29,896.86	
Repair & Maintenance-Computer Equipments	1,371,335.52	
Repair & Maintenance-Electricals	1,087,051.06	
Repair & Maintenance-EPABX	11,747.00	
Repair & Maintenance-Equipments	374,432.00	
Repair & Maintenance- Office Equipment	1,327,941.68	
Repair & Maintenance-Vehicles	464,106.00	
Repair & Maintenance-Superphone	793.00	
Scooter Stand Charges	180,000.00	11,350,097.96
Autonomy Expenses		10,669,782.83
Seminars/Workshops (Staff)		
Departmental Activities	4,930.00	
Engineer Day Celebration	2,756.00	
Workshops	493,879.00	
Workshop (TA/DA Regn Fee) - Staff	338,611.00	840,176.00
Other Contingencies		
Computer Equipment Write Off	4,992.00	
Office Equipment Write Off	11,364.00	
Prizes & Awards (Staff)	19,598.00	
Staff Recruitment & Training	4,714,742.00	
Staff Welfare Expenses	818,517.00	
Academic Advisory Board Exp.	104,988.00	
Administration Expenses	2,378,500.00	
Admission Branding Expenses	400,178.00	
Advertisement Expenses	1,291,994.00	
Affiliation & Continuation Fees - NU	121,600.00	
AICTE FEES	350,000.00	
Alumni Meet Expenses	462,065.00	
Audit Fees	276,710.00	
Bank Commission & Other Charges	118,218.20	
Binding Expenses	48,834.00	
Book Binding Charges	52,829.00	
Carting Charges	10,791.70	
Cleaning Expenses	150,981.82	
College Expenses(Comman Amenities)	2,378,500.00	
Committee Inspection Charges	29,465.00	
Computer Stationery	193,619.38	
Consultancy Charges	9,581,581.00	
Conveyance Expenses	268,409.00	
Department Level Assesment Expenses[DLA]	56,264.00	



Designing Charges	361,163.00	
DTE Fees	120,000.00	
Electricity Charges	8,551,875.65	
Faculty Development Programme [FDP]	142,611.00	
Fee Concession - Students	3,035,594.00	
Freight Cartage & Octroi	500.00	
Generator Diesel Expenses	420,396.00	
GGCA Fund Management Charges	423,240.90	
Graduation Ceremony Expenses	532,618.60	
Hire Charges	8,307,939.00	
Hire Charges - Equipment	2,980,904.00	
Interest on TDS	1,845.00	
Internal Audit Expenses	169,052.00	
Internal Audit Fee	566,400.00	
Internet Expenses	662,511.00	
Journals & Periodicals [Expenses]	727,224.00	
Laboratory Consumables & Expenses	940,564.48	
Legal Charges	35,452.00	
Medical Expenses	7,728,000.00	
Membership Fee	62,724.00	
Mentoring Expenses	4,767,000.00	
Miscellaneous Expenses	3,483.56	
Newspaper & Magazines	39,985.00	
Office Expenses	1,068,312.97	
Petrol & Diesel Expenses	35,850.00	
Postage & Telegram	34,285.00	
PQAI SEMINAR EXPENSES	79,235.00	
Pre-Audit Expenses	1,185,900.00	
Printing & Stationery	829,620.09	
Processing Fee-FRA	10,000.00	
Processing Fees(ARA)	464,730.78	
Professional Fee	1,232,129.00	
Retainership Fees	3,121,636.00	
Smart India Hackathon-2018	189,548.00	
Smart India Hackathon-Student Reimb	40,041.00	
Software Expenses	2,214,929.75	
Teacher's Day Celebration	5,225.00	
Telephone & Internet Expenses	493,004.72	
Transportation Charges	5,423.00	
Travelling & Conveyance Expenses	361,067.00	
Uniform Expenses	38,193.88	
Water Charges	2,201,174.00	
Web Expenses	351,727.00	78,387,856.48
Research & Development		
Copy Right & Patent	320,809.00	
Departmental Magazine Expenses	59,998.00	
Incentives for Grants	47,350.00	
In House Minor Project Expenses	110,530.70	
Innovation & Incubation Centre [IAI]	14,000.00	
Paper Presentation at Conferences (Staff)	268,841.00	
Paper Presentation -Conference [Out Side India]	155,000.00	
Research & Development	145,346.00	
Research Journal -College	43,115.00	
Research Project Expenses	15,819.00	
Visiting Scientist	66,111.00	1,246,919.70
Student Centric Expenses		
Anthaaheen Expenses	57,687.00	
Compufest Expenses	61,827.00	
ELECTRRICA EXPENSES	43,462.00	
I - Con Expenses	57,604.00	



I - TECH ROOTS [IT DEPT] Expenses	39,349.00	
Pratikruti Expenses	271,741.00	
Spandan Expenses	57,181.00	
Aarohan Expenses	94,660.00	
Adjunct Faculty Remuneration	14,000.00	
FAREWELL EXPENSES	394,632.00	
Games & Sports Expenses	2,235,351.00	
Gathering & Cultural Activities	530,333.00	
Guest Lecture Expenses	157,436.00	
Guest Lecture Expenses- M-Tech	2,500.00	
Hr Interact	400,523.00	
Industrial Tour & Visit	811,336.00	
Installation Ceremony Expenses	6,384.00	
Mechfiesta Expenses	41,211.00	
Meghotsav Expenses	64,963.00	
Mentor Honorarium and Expenses	10,000.00	
Model United Nations.MUN	24,067.00	
Paper Presentation at Conference [Student]	11,270.00	
Parents Teachers Meet	60,968.00	
Prizes & Awards [Student]	354,500.00	
Project Seminar	1,480.00	
Project Seminar -M-Tech	86,082.00	
Student Programming Expenses	50,071.00	
Student Project Competition	95,667.00	
Student Project Expenses	6,950,133.00	
Student Training Programme	25,733,067.00	
Student Welfare Expenses	193,769.00	
Training & Placement Expenses	554,078.00	
Visiting Professor	294,957.00	
Workshops [TA/DA] Student	196,471.00	39,958,760.00
TOTAL RS.		145,896,759.38
<u>YESHWANTRAO CHAVAN COLLEGE OF ENGINEERING - NAGPUR [COLLEGE CONSOLIDATED]</u> <u>MANAGED BY :- NAGAR YUWAK SHIKSHAN SANSTHA - NAGPUR</u> <u>ANNEXURE - "D"</u> <u>LIST OF FINANCIAL EXPENSES FOR THE YEAR ENDED ON 31ST MARCH -2019</u>		
PARTICULARS	AMOUNT	AMOUNT
FINANCIAL EXPENSES		
Interest on Term Loan	6,019,326.00	
Interest on Prematured FDR	28,663.00	
Interest on CC Account	4,167,100.00	
Loan processing Charges	6,727.00	
TOTAL Rs.		10,221,816.00



2017-2018

A. A. SOLAO & CO.
CHARTERED ACCOUNTANTS


PHONE : 6618733
HOUSE 61,
CENTRAL BAZAR ROAD,
BAJAJ NAGAR,
NAGPUR - 440010

A U D I T O R S R E P O R T

We have audited the attached CONSOLIDATED BALANCE -- SHEET of **YESHWANTRAO CHAVAN COLLEGE OF ENGINEERING, NAGPUR DIST: NAGPUR** Managed by **NAGAR YUWAK SHIKSHAN SANSTHA, NAGPUR** as on **31st March 2018.** and also the **CONSOLIDATED INCOME AND EXPENDITURE ACCOUNT.** Annexed thereof for the year ending on that date and report that ;

- 1] We have obtained all the information and explanations which to the best of our knowledge and belief are necessary , for the purpose of audit.
- 2] Proper books of account as required by law have been kept.
- 3] The **BALANCE SHEET** and **INCOME & EXPENDITURE ACCOUNT** referred to in this report are in agreement with the books of accounts.
- 4] In our opinion and to the best of our information & according to the explanation give to us , the said Financial Accounts give a true and fair view.
 - a] In so far as it relates to **BALANCE SHEET** of the state of affairs of the College as on **31st March 2018.**
 - b] In case of **INCOME & EXPENDITURE** Account of **EXCESS OF INCOME OVER EXPENDITURE** for the year ended on **31st March 2018.**

NAGPUR
DATE : 15/07/2018



FOR A. A. SOLAO & CO.
CHARTERED ACCOUNTANT


PROPRIETOR
[M.NO.016466]

YESHWANTRAO CHAVAN COLLEGE OF ENGINEERING - NAGPUR
MANAGE BY NAGAR YUWAK SHIKSHAN SANSTHA- NAGPUR

SCHEDULES OF SIGNIFICANT ACCOUNT POLICIES & NOTES ON ACCOUNT
FOR THE YEAR ENDED ON 31ST MARCH 2018

I) Statement On Significant Accounting Policies:-

1. Accounting Convention.

The Account is drawn under the historical cost convention on accrual basis & has been prepared in accordance with the applicable Accounting Standards.

2. Revenue Recognition:

- a) Tuition & Other Student fees are recognized on accrual basic.
- b) Income from interest bearing securities & fixed deposit with bank is accounted for on accrual basic.

3. Fixed Assets / Depreciation:

Fixed Assets are stated at historical cost Depreciation on fixed assets is provided on the written down value method at the rates Prescribed Under the Income Tax Act, 1962.

4. Investment:

Investments are stated at Cost.

5. Inventories:

Inventories are mainly in the nature of consumable and the same are charged to revenue in the year of purchase.


6. Retirement Benefits:

Contribution to provident fund and gratuity fund is recognized on accrual basis.

II) Notes of Account:

- 1) There are no contingent liabilities outstanding as on the Balance Sheet date.
- 2) This Account includes the Accounts of Following Units of YCCE.
 - i) YCCE
 - ii) TEQIP
 - iii) Autonomy Cell
- 3) Yeshwantrao Chavan College of Engineering is run by Nagar Yuwak Shikshan Sanstha a Registered Public Charitable Trust which is registered under section 12A of the Income Tax Act and has been approved for exemption under the provisions of section 10(23C) (vi) of the Indian Income Tax Act.1961.
- 4) The Trust is engaged in imparting education.

Nagpur.
Date: 15/07/2018



FOR A.A.SOLAO & CO.
CHARTERED ACCOUNTANTS

PROPRIETOR
[M.NO.016466]

YESHWANTRAO CHAVAN COLLEGE OF ENGINEERING - NAGPUR [COLLEGE CONSOLIDATED]


MANAGED BY : - NAGAR YUWAK SHIKSHAN SANSTHA - NAGPUR

CONSOLIDATED BALANCE SHEET

AS ON 31ST MARCH -2018

FUNDS & LIABILITIES		AMOUNT	PROPERTY & ASSETS	AMOUNT
<u>FUNDS A/c. (ANN"DD")</u>		92,20,46,469.30	<u>IMMOVABLE & MOVABLE PROPERTIES (ANN"AA")</u>	60,90,64,821.12
<u>SUNDRY LIABILITIES (ANN"BB')</u>			<u>OTHER DEBIT BALANCES (ANN"BB")</u>	
Students	68,92,647.00		Staff Liabilities	65,179.00
Staff Liabilities	83,94,417.00		Other Liabilities	8,05,731.00
Other Liabilities	38,03,718.00		Student	22,58,76,276.00
Caution money Deposit	29,50,000.00	2,20,40,782.00		22,67,47,186.00
<u>PROVISIONS (ANN"EE")</u>		3,56,34,430.00	<u>DEPOSIT & INVESTMENTS (ANN "CC")</u>	9,68,77,927.40
<u>SUNDRY CREDITORS(ANN"FF")</u>		1,19,15,623.00	<u>PROVISION (ANN"EE")</u>	27,01,700.72
			<u>SUNDRY DEBTORS (ANN"FF")</u>	51,45,876.18
<u>LOANS & ADVANCES</u>			<u>LOANS & ADVANCES</u>	
Loan from Govt of Maharastra	2,73,25,348.00		Nagar Yuwak Shikshan Sanstha, Nagpur	12,91,79,861.74
Abhudaya Co-Op Bank Ltd	5,34,44,969.00			
Wardha nagri sahkari Adhikosh	1,40,00,829.00	9,47,71,146.00	<u>CLOSING BALANCE (ANN"GG")</u>	1,66,91,077.14
TOTAL RS..		1,08,64,08,450.30	TOTAL RS..	1,08,64,08,450.30

NAGPUR
DATE :-15/07/2018



AS PER OUR REPORTS OF EVEN DATE
FOR A. A. SOLAO & CO.
CHARTERED ACCOUNTANT

PROPRIETOR
[M.NO.016466]

YESHWANTRAO CHAVAN COLLEGE OF ENGINEERING [COLLEGE CONSOLIDATED]


MANAGED BY: NAGAR YUWAK SHIKSHAN SANSTHA -NAGPUR

ANNEXURE "AA"

LIST OF IMMOVABLE & MOVABLE PROPERTY AS ON 31ST MARCH-18

SR.N O	PARTICULARS	BALANCE AS ON 01.04.17	ADDITION FROM 1.4.17 TO 30.09.17	ADDITION FROM 1.09.2017 TO 31.03.2018	ADJUSTMENTS	GROSS BLOCK AS ON 31.03.18	DEP RN RATE	DEPRECIATION FUND AS ON 01.04.17	DEPRECIATION ON ASSETS FROM 01.04.17 TO 30.9.17	DEPRECIATION ON ASSETS FROM 01.10.17 TO 31.03.18	DEPRECIATION ON 31-03-18	DEPRECIATION FUND IN ASSET FOR ADJUSTED W OFF (-)	REVALUATION / RESERVE	DEPRECIATION FUND UPTO 31.03.18	NET BLOCK AS ON 31.03.2018
		1	2	3	4	5	6	7	8	9	(10)=(8+9)	11	12	13	14=(5-13)
IMMOVABLE PROPERTY															
1	COLLEGE BUILDING	23,38,29,871.88	17,87,934.00	-		23,56,17,805.88	10%	11,69,13,748.00	49,18,517.00	-	49,18,517.00	-	(6,95,18,894.81)	12,18,32,265.00	11,37,85,540.88
2	COLLEGE BUILDING CCC	70,50,000.00	-	-		70,50,000.00	10%	48,22,650.00	2,22,735.00	-	2,22,735.00	-		50,45,385.00	20,04,615.00
3	COLLEGE BUILDING (WIP)	1,25,97,483.00	15,67,320.00	9,00,554.00	(17,62,908.00)	1,33,02,449.00	-	-	-	-	-	-		-	1,33,02,449.00
	TOTAL (A)	25,34,77,354.88	33,55,254.00	9,00,554.00	(17,62,908.00)	25,59,70,254.88	20%	12,17,36,398.00	51,41,252.00	-	51,41,252.00	-	(6,95,18,894.81)	12,68,77,650.00	12,90,92,604.88
MOVABLE PROPERTIES															
1	COMPUTERS & PERIPHERALS & SOFTWARE	12,14,79,660.71	67,75,206.00	65,81,537.60	(57,30,011.00)	12,91,06,393.31	40%	11,26,55,889.47	62,25,380.00	13,16,308.00	75,41,688.00	(56,94,484.00)		11,45,03,093.47	1,46,03,299.84
2	DST-FIST COMPUTER EQUIPMENT	10,800.00	-	-		10,800.00	40%	3,240.00	3,024.00	-	3,024.00	-		6,264.00	4,536.00
3	COMPUTER EQUIPMENT-SPDP	-	6,03,208.00	6,03,208.00		6,03,208.00	40%	-	-	1,20,642.00	1,20,642.00	-		1,20,642.00	4,82,566.00
4	SOFTWARE DEVELOPMENT -SPDP	-	4,13,000.00	4,13,000.00		4,13,000.00	40%	-	-	82,600.00	82,600.00	-		82,600.00	3,30,400.00
5	DST-FIST LAB SOFTWARE	17,30,920.00	-	17,30,920.00		17,30,920.00	40%	17,30,644.00	110.00	-	110.00	-		17,30,754.00	166.00
6	COMPUTER PERIPHERALS (RPS)	12,07,623.00	-	52,000.00		12,59,623.00	40%	11,74,498.00	13,250.00	10,400.00	23,650.00	-		11,98,148.00	61,475.00
7	LAB & EQUIPMENT INSTALLATION	8,44,05,264.48	14,30,556.00	26,37,750.00	(25,80,568.00)	8,58,93,002.48	15%	5,60,24,866.98	44,20,118.00	1,97,831.00	46,17,949.00	(22,37,068.00)		5,84,05,747.98	2,74,87,254.50
8	LAB & EQUIPMENT INSTALLATION (RPS)	56,14,388.00	33,627.00	25,063.00		56,73,078.00	15%	24,38,298.00	4,81,458.00	1,880.00	4,83,338.00	-		29,21,636.00	27,51,442.00
9	MODRAB SCIENCE EQUIPMENT	57,63,229.00	-	-		57,63,229.00	15%	29,58,294.00	4,20,740.00	-	4,20,740.00	-		33,79,034.00	23,84,195.00
10	LIBRARY BOOKS	3,68,57,169.86	12,40,299.00	5,17,265.00		3,86,14,733.86	15%	2,35,57,993.00	21,80,921.00	38,795.00	22,19,716.00	-		2,57,77,709.00	1,28,37,024.86
11	JOURNALS & PERIODICALS	71,25,713.34	6.00	15.00		71,25,734.34	15%	51,03,357.00	3,03,354.00	1.00	3,03,355.00	-		54,06,712.00	17,19,022.34
12	ELECTRICALS INSTALLATION	84,43,219.00	1,55,543.00	-		85,98,762.00	10%	48,04,611.00	3,79,415.00	-	3,79,415.00	-		51,84,026.00	34,14,736.00
13	FURNITURE & FIXTURE	4,54,94,442.73	13,24,222.00	7,03,458.00		4,75,22,122.73	10%	2,63,86,417.37	20,43,225.00	35,173.00	20,78,398.00	-		2,84,64,815.37	1,90,57,307.36
14	OFFICE EQUIPMENTS	1,30,22,137.28	6,94,492.00	19,81,546.24		1,56,98,175.52	15%	71,28,606.00	9,88,203.00	1,48,616.00	11,36,819.00	-		82,65,425.00	74,32,750.52
	OFFICE EQUIPMENTS COMMUNITY SERVICES	56,634.00	-	-		56,634.00	15%	46,321.00	1,547.00	-	1,547.00	-		47,868.00	8,766.00
	D.G. SET-MOBOLE VAN	14,50,830.00	-	-		14,50,830.00	10%	9,08,979.00	54,185.00	-	54,185.00	-		9,63,164.00	4,87,666.00
	GAMES & SPORTS EQPT	48,000.00	-	-		48,000.00	15%	39,968.00	1,205.00	-	1,205.00	-		41,173.00	6,827.00
	OTHER ASSTES (HDTV NETWORKING)	67,858.00	-	-		67,858.00	15%	54,499.00	2,004.00	-	2,004.00	-		56,503.00	11,355.00
	OTHER ASSETS (CAMERA)	1,68,019.00	-	-		1,68,019.00	15%	1,56,763.00	1,688.00	-	1,688.00	-		1,58,451.00	9,568.00
	OTHER ASSETS	5,35,001.00	-	-		5,35,001.00	15%	4,20,379.00	17,193.00	-	17,193.00	-		4,37,572.00	97,429.00
	OTHER ASSETS(UPS)	3,36,219.00	-	-		3,36,219.00	15%	2,95,966.00	6,038.00	-	6,038.00	-		3,02,004.00	34,215.00
	SPRINKLER & DRIP SYSTEM	9,733.85	-	-	(9,733.85)	-	10%	9,317.00	-	-	-	(9,317.00)		-	-
	DEAD STOCK	2,900.00	-	-		2,900.00	15%	1,386.00	227.00	-	227.00	-		1,613.00	1,287.00
	VEHICLE	6,40,765.00	-	15,27,076.00		21,67,841.00	15%	11,67,841.00	96,115.00	1,14,531.00	2,10,646.00	-		2,10,646.00	19,57,195.00
	FIRE PROTECTION SYSTEMS	2,48,482.00	-	-		2,48,482.00	15%	1,85,851.00	9,395.00	-	9,395.00	-		1,95,246.00	53,236.00
	AMBULANCE (OMNI)														
	TOTAL (B)	33,40,78,244.25	1,22,94,716.00	1,50,41,918.84	(83,20,312.85)	35,30,94,566.24		24,60,86,143.82	1,76,48,795.00	20,66,777.00	1,97,15,572.00	(79,40,869.00)	-	25,78,60,846.82	9,52,33,719.42
	TOTAL (A + B)	58,75,55,599.13	1,56,49,970.00	1,59,42,472.84	(1,00,83,220.85)	60,90,64,821.12		36,78,22,541.82	2,27,90,047.00	20,66,777.00	2,48,56,824.00	(79,40,869.00)	(6,95,18,894.81)	38,47,38,496.82	22,43,26,324.30

NAGPUR
DATE :-15/07/2018



FOR A.A. SOLAO & CO.
CHARTERED ACCOUNTANTS

[Handwritten Signature]
PROPRIETOR
(M.No.016466)

YESHWANTRAO CHAVAN COLLEGE OF ENGINEERING - NAGPUR [COLLEGE CONSOLIDATED]

MANAGED BY :- NAGAR YUWAK SHIKSHAN SANSTHA - NAGPUR

ANNEXURE "BB"

SUNDRY LIABILITIES (CREDIT) AND RECOVERIES (DEBIT) AS ON 31st MARCH - 2018

PARTICULARS	CREDIT	DEBIT
<u>A) STUDENTS</u>		
Book Bank Deposit	9,573.00	
Registration Charges (BE)	7,52,595.00	
Registration Charges (M Tech)	2,11,422.00	
Scholarship (Govt of Mah)	57,76,718.00	
Admission Thru CAPS (III round)	20,000.00	
ACES Students Chapter	13,750.00	
ISTE Students Chapter	85,498.00	
Commisioner State CET cell	23,091.00	
Outstanding Fee (BE)		22,37,24,683.00
Outstanding Fee (M Tech)		21,51,593.00
Total "A"	68,92,647.00	22,58,76,276.00
<u>B) STAFF</u>		
Security deposit Staff	60,17,833.00	
Contractual Staff Contribution to PF	45,820.00	
Other payable to Staff	2,96,325.00	
Remuneration CAC Payable	17,44,496.00	
GSLI Deduction	-	212.00
Loan recovery	1,138.00	
Other staff deduction	150.00	-
Staff Advances	2,88,655.00	64,967.00
Total "C"	83,94,417.00	65,179.00
<u>C) OTHERS</u>		
Tax Deducted at Source	11,31,727.00	-
Security Deposits Contractor	22,21,286.00	
Testing Charges	2,400.00	
Security Deposits (Bus)		8,05,731.00
Hold up bill	4,48,305.00	
Total "D"	38,03,718.00	8,05,731.00
Total (A+B+C+D)	1,90,90,782.00	22,67,47,186.00

NAGPUR

DATE :-15/07/2018



FOR A.A.SOLAO & CO.
CHARTERED ACCOUNTANTS

PROPRIETOR

[M.NO.016466]

YESHWANTRAO CHAVAN COLLEGE OF ENGINEERING - NAGPUR [COLLEGE CONSOLIDATED]

MANAGED BY :- NAGAR YUWAK SHIKSHAN SANSTHA - NAGPUR

ANNEXURE - " CC"

LIST OF DEPOSIT & INVESTMENTS 31 st MARCH -2018


PARTICULARS			AMOUNT
<u>INVESTMENTS</u>			
Accrued Interest on PNB FDR	12,02,090.00		
Accrued Interest on TUCB FDR	1,05,988.00		
LIC Group gratuity Scheme	9,03,39,932.40		
FDR with TUCB (Mechanical Dept Corpus Fund)	7,70,139.00		
FDR with PNB Khamla	31,48,521.00		
FDR with TUCB	40,001.00	9,56,06,671.40	
<u>DEPOSITS</u>			
Gas Deposit (Vimal Services)	5,100.00		
Water Charges (Deposit)	36,483.00		
MSEB Deposit	11,39,294.00		
Nagpur University Reserve Fund	75,000.00		
Telephone Deposit	15,379.00	12,71,256.00	9,68,77,927.40
TOTAL RS.			9,68,77,927.40

ANNEXURE " DD"

LIST OF FUNDS (CREDIT) AS ON 31ST MARCH -2018

FUNDS	OPENING	ADDITIONS DURING THE YEAR	TRANSFER	CLOSING
<u>EXTERNAL</u>				
Grant in Aid - AICTE	3,10,617.00		(46,272.00)	2,64,345.00
Grant In Aid - AICTE - MODROB	25,87,191.00	2,12,319.00	(3,41,626.00)	24,57,884.00
Grant In Aid - AICTE - RPS	32,13,531.00	-	(2,20,079.00)	29,93,452.00
Grant In Aid - AICTE- IIPC	1,76,830.00	-	(18,949.00)	1,57,881.00
Grant In Aid - AICTE- NAFETIC Scheme	15,86,319.00		(2,57,183.00)	13,29,136.00
Grant In Aid - DST	9,80,799.00		(2,66,164.00)	7,14,635.00
Grant In Aid -SPDP		11,14,706.00		11,14,706.00
Grant In Aid - IIT Bombay	89,064.00	78,000.00	(1,31,438.00)	35,626.00
Grant In Aid - Book Bank - SWD, Nagpur	11,38,458.00		(1,70,768.00)	9,67,690.00
Library Grant (AICTE-M Tech)	43,470.00	-	(6,521.00)	36,949.00
TEQIP Grant , Govt of Maharashtra	1,36,69,890.00			1,36,69,890.00
TOTAL (A)	2,37,96,169.00	14,05,025.00	(14,59,000.00)	2,37,42,194.00
<u>INTERNAL</u>				
Depreciation Fund	36,78,22,541.82	2,48,56,824.00	(79,40,869.00)	38,47,38,496.82
Building Revaluation Reserve	6,95,18,894.81			6,95,18,894.81
Building Fund	18,00,00,000.00	-		18,00,00,000.00
Alumini Fund	3,66,15,000.00	70,20,000.00	(15,000.00)	4,36,20,000.00
Corpus Fund			18,61,75,755.00	18,61,75,755.00
Development Fund	18,61,75,755.00		(18,61,75,755.00)	-
Departmental Development Fund	4,98,878.75	9,362.00		5,08,240.75
Mechanical Department - Corpus Fund	6,50,000.00			6,50,000.00
Endowment Fund-Mr.Sanjeev Kumar Das		75,000.00		75,000.00
Staff Welfare Fund	3,07,537.92	575.00	(20,655.00)	2,87,457.92
Student Welfare Fund	2,73,20,127.00	18,75,748.00	(27,65,445.00)	2,64,30,430.00
Funds (TEQIP)	63,00,000.00			63,00,000.00
TOTAL (B)	87,52,08,735.30	3,38,37,509.00	(1,07,41,969.00)	89,83,04,275.30
TOTAL Rs. (A+B)	89,90,04,904.30	3,52,42,534.00	(1,22,00,969.00)	92,20,46,469.30

NAGPUR
DATE :-15/07/2018



FOR A.A. SOLAO & CO.
CHARTERED ACCOUNTANTS

PROPRIETOR
[M.NO.016466]

YESHWANTRAO CHAVAN COLLEGE OF ENGINEERING - NAGPUR [COLLEGE CONSOLIDATED]

MANAGED BY :- NAGAR YUWAK SHIKSHAN SANSTHA - NAGPUR


ANNEXURE - " EE"

LIST OF PROVISION FOR EXPENSES AS ON 31 st MARCH-2018

PARTICULARS		AMOUNT
Provision for Water Charges	33,264.00	
Provision for Encashment (NT)	62,565.00	
Provision for Deptamental Magazine	12,220.00	
Provision For Administrative Chagres	83,265.00	
Provision For Vehical Fuel Charges	1,62,542.00	
Provision for Coneyance	10,270.00	
Provision for Electricity Charges	6,74,172.00	
Provision for Employers' Contribution to PF	8,68,777.00	
Provision for News Paper & Magazine	9,906.00	
Provision for Repair & Maintenance -Computer Equipments	4,085.00	
Provision for Repair & Maintenance -Building	9,082.00	
Provision for -Building work in progress	1,86,304.00	
Provision for Repair & Maintenance - Equipments	13,121.00	
Provision for Repair & Maintenance - Furniture & Fixture	9,750.00	
Provision for Repair & Maintenance -Vehicle	6,100.00	
Provision for Internal Audit Fees	1,29,600.00	
Provision for Salary & Allowances	3,15,66,620.00	
Provision for Students Project Expenses	8,48,228.00	
Provision for Staff Welfare	66,550.00	
Provision for Telephone Charges	47,073.00	
Provision for Paper Presentation(Student)	24,854.00	
Provision for Paper Presentation(Staff)	1,02,251.00	
Provision for incentives for Paper Presentation	2,000.00	
Provision for Expenses	6,59,831.00	
Provision for Industrial Tour & Visit	42,000.00	
Pre-Paid Repair & Maintenance - Computer Equipments		93,275.00
Pre-Paid Repair & Maintenance - Office Equipments		12,892.00
Pre -Paid for Repair & Maintenance -Building		3,969.00
Pre-Paid RTO Tax Expenses		1,006.00
Pre-Paid Software Expenses		8,97,855.00
Pre-Paid Software Development		43,188.00
Pre-Paid Internet expenses		1,10,271.00
Prepaid Web Expenses		10,743.00
Prepaid Staff medicliam Policy		14,32,847.00
PrePaid Telephone & Internate		31,051.00
Prepaid Insurance Expenses		64,603.72
		-
TOTAL RS..	3,56,34,430.00	27,01,700.72

NAGPUR

DATE :-15/07/2018



FOR A.A.SOLAO & CO.
CHARTERED ACCOUNTANTS

PROPRIETOR

[M.NO.016466]

YESHWANTRAO CHAVAN COLLEGE OF ENGINEERING - NAGPUR [COLLEGE CONSOLIDATED]

MANAGED BY :- NAGAR YUWAK SHIKSHAN SANSTHA - NAGPUR


ANNEXURE - " FF"

LIST OF SUNDRY CREDITORS & DEBTORS AS ON 31 TH MARCH -2018

PARTICULARS	CREDIT	DEBIT
ACC Ltd.,		1,27,560.00
ADISH ALUMINIUM	71,587.00	
Ashok Meshram	2,595.00	
Eros Industries	27,011.00	
Escon Electronics & Electricals	24,600.00	
KC Engineers		10,384.00
Krips Elevator & Electricals	34,286.00	
Krishna Gangaa Enviro System Pvt Ltd	12,166.00	
Maheshwari Trading Company	1,237.00	
Mehar Construction	39,599.00	
Metro Electricals	3,811.00	
Multideal Corporation	84,853.00	
OTIS Elevator Company [India] Limited	2,300.00	
Paradise Enterprises	49,948.00	
Pranjali Enterprises, Nagpur	34,481.00	
Radheshyam Ninawe	36,759.00	
Royal Refrigeration & Rewinding Works	40,490.00	
Sai Techno Link	10,751.00	
Shri Gajanan Constructions	14,028.00	
Shrikant Swain	1,24,525.00	
Sunil Ghorpade Painting Contractor	59,244.00	
Surendra Kalambhe	31,637.00	
Tirupati Construction Co.	19,72,259.00	
Titan Projects	33,071.00	
Umre Electrical	6,709.00	
Up-Tech Engineering Agencies	98,020.00	
Abhijeet Petroleum	53,173.00	
Access Sales & Service	12,495.00	
Adarsh Trading Company	68,000.00	
Aditi Creations	51,240.00	
Aditya Computers	88,632.00	
Afsa Traders	1,47,207.00	
Airavat Corporate Services Pvt Ltd.,	1,21,800.00	
Airport Centre Point	23,848.00	
Air Technics		26,761.00
Ajinkya Electronic Systems		11,210.00
Akash Furnitech Pvt. Ltd.,	167.00	
Akshay EXIM	554.00	
Alfa Enterprises	3,55,674.00	
Altech Industries	5,310.00	
A M Communications	4,037.00	
ANAND COMPUTERS	42,480.00	




APS Delhi [OPC] Pvt Ltd.,		18,375.00
Ashwin Electricals	2,89,111.00	
Aspiring Minds Assessment Private Limited		3,56,400.00
A V R Sales Corporation	2,09,534.00	
Bhandarke Electricals	1,920.00	
Bright Future Enterprises	1,92,436.00	
Computer & Cartridge Point	19,321.00	
Copypro Technologies Pvt. Ltd.,	19,537.00	
CSI Engineering Software Private Limited	2,70,000.00	
Deepak Gupta	2,15,600.00	
Dhawade Decoration and Bichayat Kendra	31,164.00	
Dicksons Engineering Co- Pvt Ltd Nagpur	7,820.00	
Digitech Controls & Sytems	16,243.00	
Dynamic Refrigeration & Motor Rewinding	3,262.00	
Eisha Marketing Corporation	1,45,976.00	
Fire Solution		60,377.00
Gurumauli Fertilizers	2,150.00	
Hardware & Tools Centre	1,352.00	
Hariganga Borewells	9,141.00	
Hi-Tech Communication & Security Systems	87,779.00	
H.K.Udyog	5,078.00	
Host Matrix	675.00	
Icon Infrastructure	27,106.00	
Jagsons Travels Pvt. Ltd.,	10,320.00	
Jyoti Gurh Udyog	83,873.00	
Kamal Services	1,370.00	
Kanetkar's Inst. of Computing & Pvt. Ltd.,	4,54,410.00	
KARM SALES AND SERVICE		44,321.00
Kartika Enterprises	39,250.00	
Kawde Chandraprakash	44,766.00	
Key Computers		1,33,999.00
Khurana & Khurana Advocates & IP Attorneys	3,28,608.00	
Kishor Metals	41,536.00	
Kokil Agency		608.00
Kone Elevator India Pvt Ltd.,		5,97,401.00
Kulkarni Buildcon		35,00,000.00
Labline Instruments [India] Pvt Ltd.,	23,730.00	
Lawrence & Mayo (India) Pvt. Ltd.,	1,16,848.00	
Madhur Caterers	13,612.00	
MAI MANPOWER SOLUTIONS LLP	15,620.00	
Makxenia Engineering Resources Pvt. Ltd.	4,750.00	
Matadin Ram Bhandar	53,560.00	
M. K. Electrical		1,13,595.00
M. M. Traders	42,198.00	
Montu Fast Food Centre		7,340.00



M T A B Engineers (P) Ltd	4,590.00	
National Instruments Corporation	19,303.00	
Network Solutions	39,700.00	
New Shriniketan Printing Press	1,21,337.00	
Oyster Infracon Pvt Ltd.,	33,221.00	
Panipat Carpets	3,620.00	
PARSHWA ACRYLICS	6,550.00	
Parth Electrical and Services	2,85,810.00	
Pawansut Travel Pvt. Ltd.	1,92,881.00	
PDDR MEDICAL PRODUCTS & SERVICES [I] PRIVAT	11,623.00	
Print Tech	25,120.00	
Pushpak Book Depot	3,56,649.00	
Raghunandan Constuction	17,507.00	
RAPID PRINTS	6,918.00	
R. N. Engineers	87,167.00	
Robo Studio	19,891.00	
Rohit Enterprises & Telecom		42,750.00
Samar Chemicals Nagpur	73,092.00	
Sap Computers	83,384.00	
Scientech Technologies Pvt. Ltd.	28,792.00	
Shehal Photo Service	8,875.00	
Shree Shyam Mill Stores	5,987.00	
Shree Taj Sakhe Sai Caters & Foods	2,04,721.00	
Shri Gajanan Enterprises	43,326.00	
Shrikant Trade Link	14,700.00	
Shri Ram Printers	4,200.00	
Siddhi Prnitech	58,857.00	
Simi Electronics	49,393.00	
Spacewood Office Solutions Pvt Ltd.,	45,077.00	
Sudarshan Solar House	23,100.00	
Supreme Enterprises	5,94,051.00	
Supreme Stationers & Printers	2,090.00	
Suresh P Manohar	25,057.00	
S.V.Marketing	12,667.00	
SVS TEchnologies	2,59,895.00	
Swaragi Restaurant	4,85,410.00	
Swastik Marble Works	29,714.00	
Tanmay Enterprises	5,880.00	
Taori Marketing	17,651.00	
The Nagpur Ashok	64,949.00	
The Pride Hotel	13,978.00	
The Upper India Scientific Com.	2,788.00	
Thyssenkrupp Elevtor[India] Pvt Ltd.,		70,500.00
Tirupati Trading Co.	4,88,344.00	
UCN Cable Network Pvt Ltd.,	32,400.00	
Usha Sales	4,038.00	
Vedika Graphics	1,11,187.00	
Vihaan Foods	35,564.00	
Vijaylaxmi Sales Corporation	5,744.00	
Vijay Travels	50,473.00	
Vi Microsystems Pvt Ltd	93,469.00	
Vipin Bhashkaran	31,500.00	
Vipul Prints	22,066.00	
Vivek Mandap Decoration	6,19,807.00	
V.K. Surana & Co.	2,67,344.00	
Yash Enterprises	1,43,926.00	
Petro Cards (Abhijeet 4303)		23,467.41
Petro Cards		827.77
TOTAL RS.	1,19,15,623.00	51,45,876.18

NAGPUR
DATE :-15/07/2018



FOR A.A.SOLAO & CO.
CHARTERED ACCOUNTANTS

PROPRIETOR
[M.NO.016466]

YESHWANTRAO CHAVAN COLLEGE OF ENGINEERING - NAGPUR [COLLEGE CONSOLIDATED]

MANAGED BY :- NAGAR YUWAK SHIKSHAN SANSTHA - NAGPUR


ANNEXURE - " GG"

LIST OF CLOSING BALANCES AS ON 31 st MARCH-2018

PARTICULARS		CLOSING
<u>A) CASH IN HAND</u>		3,68,393.00
<u>B) BANK</u>		
Canara Bank Joint Escrow A/c 51646	10,453.00	
Union Bank of India A/c 443801010035155 (PTC)	17,386.33	
Nag.Dist Central Co-op.Bank, Hangna A/C 6819	1,12,184.59	
Tirupati Urban Co-op.Bank A/c. No.273	1,62,844.54	
Punjab National Bank A/c 1472002100003909	33,53,815.83	
Punjab National Bank A/c 1472002100377408	1,60,240.19	
Punjab National Bank A/c 1472002100023624	8,40,974.88	
Punjab National Bank A/c 1472002100021431 (TEQIP)	46,731.37	
Punjab National Bank A/c 1472002100029956	1,14,98,861.04	
Punjab National Bank A/c 1472002100026108 (GGCA)	98,358.54	
Bank of India A/c no.872220110000336	10,000.00	
Bank of Maharashtra A/c no.60305192451	5,000.00	
State Bank of India A/c no.37623860830	10,000.00	
ICICI Bank Ltd 005905017285	4,04,454.09	
Tirupati Urban Co-op Bank A/c. No.03	39,563.00	
Tirupati Urban Co-op.Bank A/c. No.04	25,58,363.26	
Tirupati Urban Co-op.Bank A/c. No.130	(24,84,978.34)	
Tirupati Urban Co-op.Bank A/c. No.2137 (Scholarship)	74,866.50	
Tirupati Urban Co-op.Bank A/c. No 459	99,242.50	
Tirupati Urban Co-op.Bank A/c. No.402	(6,95,677.18)	1,63,22,684.14
TOTAL RS..		1,66,91,077.14

NAGPUR

DATE :-15/07/2018



FOR A.A.SOLAO & CO.
CHARTERED ACCOUNTANTS

[Signature]
PROPRIETOR
[M.NO.016466]

YESHWANTRAO CHAVAN COLLEGE OF ENGINEERING - NAGPUR [COLLEGE CONSOLIDATED]

MANAGED BY : - NAGAR YUWAK SHIKSHAN SANSTHA - NAGPUR

INCOME AND EXPENDITURE ACCOUNT

FOR THE YEAR ENDED ON 31ST MARCH-2018

EXPENDITURE		AMOUNT	INCOME		AMOUNT
TO,	<u>EDUCATIONAL EXPENDITURE</u>		BY,	<u>INCOME : (ANN"A")</u>	
	SALARIES & ALLOWANCES (ANN"B")	40,13,22,029.64		FEES AND FINES	61,94,26,789.00
	CONTINGENCIES (ANN"C")	13,84,74,267.82		OTHER INCOME	36,17,966.00
	INTEREST PAID ON TEQIP LOAN	20,57,110.00			
	FINANCIAL EXPENSES (ANN"D")	1,76,45,849.00			
		55,94,99,256.46			62,30,44,755.00
TO,	<u>DEPRECIATION (ANN"AA")</u>	2,48,56,824.00			
	Depreciation written back	12,29,805.00			
		2,36,27,019.00			
TO,	<u>EXCESS OF INCOME OVER EXPENDITURE</u>	3,99,18,479.54			
	<u>(Carried Over to Society A/c)</u>				
	TOTAL RS..	62,30,44,755.00		TOTAL RS..	62,30,44,755.00

NAGPUR
DATE :-15/07/2018



AS PER OUR REPORTS OF EVEN DATE
FOR A.A. SOLAO & CO.
CHARTERED ACCOUNTANT

[Signature]
PROPRIETOR
[M.NO.016466]

YESHWANTRAO CHAVAN COLLEGE OF ENGINEERING - NAGPUR [COLLEGE CONSOLIDATED]

MANAGED BY :- NAGAR YUWAK SHIKSHAN SANSTHA - NAGPUR

ANNEXURE "A"


LIST OF INCOMES FOR THE YEAR ENDED ON 31st March - 2018

PARTICULAR		AMOUNT
<u>FEES & FINES</u>		
Tuition Fees (BE I shift)	43,13,66,479.00	
Tuition Fees (BE II shift)	5,59,54,036.00	
Development fees (I shift)	4,43,43,521.00	
Development fees (II shift)	55,36,114.00	
Tuition Fees (NRI)	20,45,000.00	
Tuition Fees (M Tech)	1,89,36,240.00	
Development fees	18,93,560.00	
Tuition Fees (Ph.D)	22,47,750.00	56,23,22,700.00
<u>OTHER FEES & FINES</u>		
Library Fees	48,61,000.00	
Medical Fees	24,30,500.00	
Transcript Fees	4,48,000.00	
Admission Cancellation Charges	5,56,470.00	
Autonomy fees	4,72,30,400.00	
Library & Other Fine	13,01,055.00	
Book Bank Charges	2,76,664.00	5,71,04,089.00
TOTAL RS..		61,94,26,789.00
<u>OTHER INCOME</u>		
Interest Received	4,03,279.00	
Consultancy Charges (Receipts)	30,56,662.00	
Notice Period Recovery	1,58,025.00	36,17,966.00
TOTAL RS.		62,30,44,755.00

ANNEXURE - " B "

LIST OF SALARIES & ALLOWANCES FOR THE YEAR ENDED 31st MARCH-2018

PARTICULARS		AMOUNT
<u>SALARIES AND ALLOWANCES</u>		
Salaries & Allowances - Teaching	29,05,55,890.00	
Salaries & Allowances - Non Teaching	9,23,16,243.00	38,28,72,133.00
<u>Contribution to Retirement Benefits</u>		
Employer's Contribution to Provident Fund	1,03,16,195.00	
P F Administrative Charges	9,89,234.00	
Mortality Charges (LIC GGCA)	3,14,195.64	
Staff Mediclaim	17,95,804.00	1,34,15,428.64
<u>Gratuity Paid to Staff</u>		50,34,468.00
TOTAL Rs.		40,13,22,029.64



FOR A.A. SOLAO & CO.
CHARTERED ACCOUNTANT

NAGPUR
DATE :-15/07/2018

PROPRIETOR
[M.NO.016466]


YESHWANTRAO CHAVAN COLLEGE OF ENGINEERING - NAGPUR [COLLEGE CONSOLIDATED]

MANAGED BY :- NAGAR YUWAK SHIKSHAN SANSTHA - NAGPUR


ANNEXURE - "C"

LIST OF CONTINGENCIES FOR THE YEAR ENDED ON 31 st MARCH-2018


PARTICULARS		AMOUNT
<u>Insurance</u>		
Cash Insurance	3,559.00	
Fire Insurance	1,79,632.58	
Property Insurance	1,451.48	
Vehicle Insurance	13,567.00	1,98,210.06
<u>Rent Taxes & Other Charges</u>		
R T O Tax (Jeep)	2,002.00	
Vehicle Fuel Charges	21,44,147.13	21,46,149.13
<u>Repair & Maintenance</u>	-	
Repair & Maintenance- Building	58,88,765.00	
Repair & Maintenance-Computer Equipments	13,23,545.00	
Repair & Maintenance-Furniture & Fixture	14,29,078.00	
Repair & Maintenance-Electricals	20,97,743.00	
Repair & Maintenance-Equipments	3,87,879.00	
Repair & Maintenance-DG.Set	14,380.00	
Repair & Maintenance- EPABX	4,803.00	
Repair & Maintenance-Vehicles	4,08,583.00	
Repair & Maintenance- Office Equipment	14,83,883.00	
Garden Maintenance	14,63,729.00	
Campus Expenses	6,41,132.00	1,51,43,520.00
<u>Autonomy Expenses</u>		1,19,02,203.00
Seminars/Workshops (Staff)	-	
Academic Advisory Board expenses	2,799.00	
Faculty Induction Programme	5,100.00	
Departmental Activities	1,488.00	
Faculty Development Programme (FDP)	1,70,185.00	
Programme Expenses	1,13,411.00	
Curriculum Workshop	1,80,487.00	
Prizes & Awards (Staff)	77,160.00	
PQAI Seminar Expenses	64,485.00	
Staff Recruitment & Training	33,96,362.00	
Staff Medical Expenses	3,280.00	
Workshops (TA/DA Registration Fees)	4,61,493.00	
Workshops Program Expenses	4,92,509.00	49,68,759.00



<u>Other Contingencies</u>		
Accreditation Expenses	2,86,898.00	
AICTE fees	2,50,000.00	
Advertisement Expenses	36,95,534.00	
Affiliation & Continuation Fees	20,000.00	
Assets Written Off	3,47,371.85	
Audit Fees	2,66,805.00	
Administration Expenses	24,56,500.00	
Book Binding Charges	85,991.00	
Bank Commission & Other Charges	93,745.09	
Cleaning Expenses	3,16,982.00	
Committee Inspection Charges	39,051.00	
Computer Stationery	3,49,747.00	
Computer Bus Expenses (MH-31-CQ-4303)	64,892.00	
College Expenses (Common Amenities)	27,13,696.00	
Conveyance Expenses	2,72,179.00	
Designing Charges	2,57,951.00	
DTE Fees	1,27,000.00	
Fees for NBA	7,24,500.00	
Electricity Charges	63,16,067.95	
Generator Diesel Expenses	4,55,359.00	
GGCA Fund Management charges	4,38,431.95	
Hire Charges	64,42,759.00	
Internal Audit Expenses	1,32,062.00	
Internal Audit Fee	14,80,950.00	
Internet Expenses	4,57,563.00	
Journals & Periodicals (Expenses)	13,67,522.00	
Laboratory Consumables & Expenses	8,31,684.00	
Computer Peripherals-Consumable -RPS	31,898.00	
Legal Charges	53,098.00	
Membership Fee	1,05,450.00	
Newspaper & Magazines	37,367.00	
Retainership	27,52,586.00	
Office Expenses	7,00,340.36	
Interest on TDS	6,592.00	
Processing fees	1,11,600.00	
Processing Fee -FRA	3,40,490.00	
Processing Fee -ARA	3,92,400.00	
Postage & Telegram	38,860.00	
Scholarship Refund to SWD	6,77,144.00	
Printing & Stationery	12,90,515.43	
Professional Fees	19,15,475.00	
Consultancy	68,93,332.00	
Scooter Stand Charges	1,71,290.00	
Software Expenses	22,25,041.00	



Sponsorship fees (Advertisement)	25,000.00	
Staff Welfare Expenses	11,15,221.00	
Mentoring Expenses	49,13,000.00	
Tranportation Charges	19,770.00	
Telephone & Internet Expenses	5,57,797.00	
Travelling & Conveyance Expenses	6,07,199.00	
Uniform Expenses	2,32,855.00	
Water Charges	4,09,589.00	
Web Expenses	5,02,646.00	5,64,17,797.63
<u>Research & Development</u>		
Departmental Magazine Expenses	78,168.00	
Department Level assement Expenses	50,000.00	
Copy Rights & Patents	5,59,776.00	
Research & Development	3,94,965.00	
Paper Presentation at Conferences (Outside India)	94,995.00	
Paper Presentation at Conferences (Within India)	3,20,709.00	
Visiting Scientist	33,255.00	
Research Journal - College	60,247.00	
Research Project Expenses	8,823.00	16,00,938.00
<u>Student Centric Expenses</u>		
Anthaaheen Expenses	17,821.00	
Aarunya Expenses	94,779.00	
Aarohan Expenses	80,000.00	
Admission Branding Expenses	1,06,825.00	
Compufest Expenses	69,424.00	
Electrica Expenses	58,346.00	
I-Con Expenses	46,399.00	
I-Tech Roots	56,407.00	
Adjunct faculty Remuneration	2,68,245.00	
Induction Programm	14,188.00	
Spandan Expenses	19,521.00	
Mech-Fiesta Expenses	18,287.00	
Education fair Expenses	8,000.00	
Pratikruti Expenes	2,47,967.00	
Farewell Expenses	1,32,392.00	




Fees Concession Students	29,24,732.00	
Alumni Meet Expenses	77,963.00	
Engineer Day Celebration	1,000.00	
Games & Sports Expenses	22,42,139.00	
Gathering & Cultural Activities	8,55,812.00	
Guest Lecture Expenses	2,01,004.00	
Graduation Ceremony Expenses	5,10,741.00	
Smart India Hackathon-2018	14,48,801.00	
Medical Expenses	80,73,000.00	
Model United nations MUN	25,000.00	
Industrial Tour & Visit	9,12,009.00	
Installation Ceremony Expenses	15,515.00	
Meghotsav Expenses	4,29,700.00	
Paper Presentation at Conference(Student)	83,314.00	
Incentives for Paper Presentation (students)	2,000.00	
Practical & Workshop Expenses	14,660.00	
Parents Teachers Meet	70,414.00	
Prizes & Awards (Students)	3,56,000.00	
Project Seminar	1,38,138.00	
Student Project Expenses	13,12,188.00	
Student Project Competition Expenses	25,542.00	
Student Welfare Expenses	1,00,003.00	
Student Training Programme	2,38,56,129.00	
Training & Placement Expenses	7,62,636.00	
Teachers day celebration	9,621.00	
Visiting Professor	3,50,837.00	
Workshops (TA/DA student)	59,192.00	4,60,96,691.00
TOTAL RS..		13,84,74,267.82

ANNEXURE - " D "**LIST OF FINANCIAL EXPENSES FOR THE YEAR ENDED ON 31 st MARCH-2018**

PARTICULARS		AMOUNT
FINANCIAL EXPENSES		
Bank Interest on CC Limit	71,17,182.00	
Bank Guarantee Charges	1,59,300.00	
Interest on Term Loan	1,03,69,367.00	1,76,45,849.00
TOTAL Rs.		1,76,45,849.00

NAGPUR

DATE :-15/07/2018

FOR A.A.SOLAO & CO.
CHARTERED ACCOUNTANTS

 PROPRIETOR
 [M.NO.016466]

2016-2017

A. A. SOLAO & CO.
CHARTERED ACCOUNTANTS

PHONE : 6618733
HOUSE 61,
CENTRAL BAZAR ROAD,
BAJAJ NAGAR,
NAGPUR - 440010

A U D I T O R S R E P O R T

We have audited the attached CONSOLIDATED BALANCE - SHEET of **YESHWANTRAO CHAVAN COLLEGE OF ENGINEERING, NAGPUR DIST: NAGPUR** Managed by **NAGAR YUWAK SHIKSHAN SANSTHA, NAGPUR** as on 31st March 2017. and also the CONSOLIDATED INCOME AND EXPENDITURE ACCOUNT. Annexed thereof for the year ending on that date and report that ;

- 1] We have obtained all the information and explanations which to the best of our knowledge and belief are necessary , for the purpose of audit.
- 2] Proper books of account as required by law have been kept.
- 3] The **BALANCE SHEET** and **INCOME & EXPENDITURE ACCOUNT** referred to in this report are in agreement with the books of accounts.
- 4] In our opinion and to the best of our information & according to the explanation give to us , the said Financial Accounts give a true and fair view.
 - a] In so far as it relates to **BALANCE SHEET** of the state of affairs of the College as on 31st March 2017.
 - b] In case of **INCOME & EXPENDITURE** Account of **EXCESS OF INCOME OVER EXPENDITURE** for the year ended on 31st March 2017.

NAGPUR
DATE : 20/06/2017

FOR A . A .SOLAO & CO.
CHARTERED ACCOUNTANT



[Signature]
PROPRIETOR
[M.NO.016466]

YESHWANTRAO CHAVAN COLLEGE OF ENGINEERING - NAGPUR
MANAGE BY NAGAR YUWAK SHIKSHAN SANSTHA- NAGPUR

SCHEDULES OF SIGNIFICANT ACCOUNT POLICIES & NOTES ON ACCOUNT
FOR THE YEAR EDNDED ON 31ST MARCH 2017

I) Statement On Significant Accounting Policies:-

1. Accounting Convention.

The Account is drawn under the historical cost convention on accrual basis & has been prepared in accordance with the applicable Accounting Standards.

2. Revenue Recognition:

- a) Tuition & Other Student fees are recognized on accrual basic.
- b) Income from interest bearing securities & fixed deposit with bank is accounted for on accrual basic.

3. Fixed Assets / Depreciation:

Fixed Assets are stated at historical cost Depreciation on fixed assets is provided on the written down value method at the rates Prescribed Under the Income Tax Act, 1962.

4. Investment:

Investments are stated at Cost.

5. Inventories:

Inventories are mainly in the nature of consumable and the same are charged to revenue in the year of purchase.


6. Retirement Benefits:

Contribution to provident fund and gratuity fund is recognized on accrual basis.

II) Notes of Account:

- 1) There are no contingent liabilities outstanding as on the Balance Sheet date.
- 2) This Account includes the Accounts of Following Units of YCCE.
 - i) YCCE
 - ii) TEQIP
 - iii) M-TECH
- 3) Yeshwantrao Chavan College of Engineering is run by Nagar Yuwak Shikshan Sanstha a Registered Public Charitable Trust which is registered under section 12A of the Income Tax Act and has been approved for exemption under the provisions of section 10(23C) (vi) of the Indian Income Tax Act.1961.
- 4) The Trust is engaged in imparting education.

Nagpur.
Date: 20/06/2017



FOR A.A.SOLAO & CO.
CHARTERED ACCOUNTANTS

PROPRIETOR
[M.NO.016466]


YESHWANTRAO CHAVAN COLLEGE OF ENGINEERING - NAGPUR [COLLEGE CONSOLIDATED]

MANAGED BY : - NAGAR YUWAK SHIKSHAN SANSTHA - NAGPUR

CONSOLIDATED BALANCE SHEET

AS ON 31ST MARCH -2017

FUNDS & LIABILITIES		AMOUNT	PROPERTY & ASSETS		AMOUNT
<u>FUNDS A/c. (ANN"DD")</u>		89,90,04,904.30	<u>IMMOVABLE & MOVABLE PROPERTIES (ANN"AA")</u>		58,75,55,599.13
<u>SUNDRY LIABILITIES (ANN"BB")</u>			<u>OTHER DEBIT BALANCES (ANN"BB")</u>		
Students	1,25,53,093.00		Staff	1,06,314.00	
University	1,30,238.00		Other	6,67,04,766.77	
Staff Liabilities	21,00,696.00		Student	17,51,23,821.00	24,19,34,901.77
Other Liabilities	26,84,247.00				
Caution Money Deposit	36,34,160.00	2,11,02,434.00			
<u>PROVISIONS (ANN"EE")</u>		3,23,76,742.00	<u>DEPOSIT & INVESTMENTS (ANN"CC")</u>		65,03,671.00
<u>SUNDRY CREDITORS(ANN"FF")</u>		1,18,52,579.70	<u>PROVISION (ANN"EE")</u>		7,75,394.00
			<u>SUNDRY DEBTORS (ANN"FF")</u>		15,30,891.55
<u>LOANS & ADVANCES</u>			<u>LOANS & ADVANCES</u>		
Loan from Govt of Maharashtra	3,01,82,445.00		Nagar Yuwak Shikshan Sanstha, Nagpur		23,74,62,587.38
Abhudaya Co-Op Bank Ltd	7,03,32,086.00				
Wardha Nagari Sahakari Adhikosh	2,05,35,850.00	12,10,50,381.00	<u>CLOSING BALANCE (ANN"GG")</u>		96,23,996.17
TOTAL RS..		1,08,53,87,041.00	TOTAL RS..		1,08,53,87,041.00



AS PER OUR REPORTS OF EVEN DATE
FOR A.A.SOLAO & CO.
CHARTERED ACCOUNTANT

PROPRIETOR
[M.NO.016466]


NAGPUR

DATE :- 20/06/2017

YESHWANTRAO CHAVAN COLLEGE OF ENGINEERING [COLLEGE CONSOLIDATED]
MANAGED BY: NAGAR YUWAK SHIKSHAN SANSTHA -NAGPUR
ANNEXURE "AA"
LIST OF IMMOVABLE & MOVABLE PROPERTY AS ON 31ST MARCH-17

SR.N O	PARTICULARS	BALANCE AS ON 01.04.16	ADDITION FROM 1.4.16 TO 30.09.16	ADDITION FROM 1.09.2016 TO 31.03.2017	ADJUSTMENTS	GROSS BLOCK AS ON 31.03.17	DEPR N RATE	DEPRECIATION FUND AS ON 01.04.16	DEPRECIATION ON ASSETS FROM 01.04.16 TO 30.9.16	DEPRECIATION ON ASSETS FROM 01.10.16 TO 31.03.17	DEPRECIATION ON 31-03-17	DEPRECIATION FUND IN ASSET FOR ADJUSTED W OFF (-)	REVALUATION / RESERVE	DEPRECIATION FUND UPTO 31.03.17	NET BLOCK AS ON 31.03.2017
		1	2	3	4	5	6	7	8	9	(10=(8+9))	11	12	13	14=(5-13)
IMMOVABLE PROPERTY															
1	COLLEGE BUILDING	21,08,64,883.88	2,24,11,627.00	5,53,361.00		23,38,29,871.88	10%	11,16,78,132.00	52,07,948.00	27,668.00	52,35,616.00	-	6,95,18,894.81	11,69,13,748.00	11,69,16,123.88
2	COLLEGE BUILDING CCC	70,50,000.00	-	-		70,50,000.00	10%	45,75,167.00	2,47,483.00	-	2,47,483.00			48,22,650.00	22,27,350.00
3	COLLEGE BUILDING (WIP)	2,46,95,951.00	20,79,670.00	80,03,433.00	2,21,81,571.00	1,25,97,483.00		-	-	-	-			-	1,25,97,483.00
	TOTAL (A)	24,26,10,834.88	2,44,91,297.00	85,56,794.00	2,21,81,571.00	25,34,77,354.88		11,62,53,299.00	54,55,431.00	27,668.00	54,83,099.00	-	6,95,18,894.81	12,17,36,398.00	13,17,40,956.88
MOVABLE PROPERTIES															
1	COMPUTERS & PERIPHERALS & SOFTWARE	11,15,96,521.71	76,71,461.00	26,25,078.00	4,13,400.00	12,14,79,660.71	60%	10,18,00,700.47	1,04,79,325.00	7,87,523.00	1,12,66,848.00	4,11,659.00		11,26,55,889.47	88,23,771.24
2	DST-FIST COMPUTER EQUIPMENT			10,800.00		10,800.00	60%			3,240.00	3,240.00			3,240.00	7,560.00
3	DST-FIST LAB SOFTWARE	17,30,920.00				17,30,920.00	60%	17,30,231.00	413.00	-	413.00			17,30,644.00	276.00
4	COMPUTER PERIPHERALS (RPS)	11,92,823.00	14,800.00			12,07,623.00	60%	11,24,810.00	49,688.00	-	49,688.00			11,74,498.00	33,125.00
5	LAB & EQUIPMENT INSTALLATION	7,68,82,270.48	27,15,521.00	48,07,473.00	-	8,44,05,264.48	15%	5,14,40,750.98	42,23,556.00	3,60,560.00	45,84,116.00	-		5,60,24,866.98	2,83,80,397.50
6	LAB & EQUIPMENT INSTALLATION (RPS)	41,51,512.00		14,62,876.00		56,14,388.00	15%	20,06,889.00	3,21,693.00	1,09,716.00	4,31,409.00			24,38,298.00	31,76,090.00
	MODRAB SCIENCE EQUIPMENT	47,49,211.00	10,14,018.00	-		57,63,229.00	15%	24,63,305.00	4,94,989.00	-	4,94,989.00			29,58,294.00	28,04,935.00
	LIBRARY BOOKS	3,46,35,178.86	12,24,886.00	9,97,105.00	-	3,68,57,169.86	15%	2,12,99,059.00	21,84,151.00	74,783.00	22,58,934.00	-		2,35,57,993.00	1,32,99,176.86
	JOURNALS & PERIODICALS	71,25,687.34	26.00	-	-	71,25,713.34	15%	47,46,472.00	3,56,886.00	-	3,56,886.00	1.00		51,03,357.00	20,22,356.34
10	ELECTRICALS INSTALLATION	77,20,070.00	64,540.00	6,58,609.00		84,43,219.00	10%	44,36,911.00	3,34,770.00	32,930.00	3,67,700.00			48,04,611.00	36,38,608.00
11	FURNITURE & FIXTURE	4,27,43,044.04	10,74,157.00	17,76,140.69	98,899.00	4,54,94,442.73	10%	2,44,32,975.37	19,35,632.00	88,807.00	20,24,439.00	70,997.00		2,63,86,417.37	1,91,08,025.36
12	OFFICE EQUIPMENTS	89,26,443.28	3,91,977.00	37,03,717.00	-	1,30,22,137.28	15%	64,15,369.00	4,35,458.00	2,77,779.00	7,13,237.00	-		71,28,606.00	58,93,531.28
13	OFFICE EQUIPMENTS COMMUNITY SERICES D.G. SET-MOBOLE VAN	56,634.00				56,634.00	15%	44,501.00	1,820.00	-	1,820.00			46,321.00	10,313.00
14	GAMES & SPORTS EQPT	14,50,830.00	-			14,50,830.00	10%	8,48,773.00	60,206.00	-	60,206.00			9,08,979.00	5,41,851.00
15	OTHER ASSTES (HDTV NETWORKING)	48,000.00				48,000.00	15%	38,550.00	1,418.00	-	1,418.00			39,968.00	8,032.00
15	OTHER ASSTES (CAMERA)	67,858.00				67,858.00	15%	52,141.00	2,358.00	-	2,358.00			54,499.00	13,359.00
17	OTHER ASSETS	1,68,019.00				1,68,019.00	15%	1,54,777.00	1,986.00	-	1,986.00			1,56,763.00	11,256.00
19	OTHER ASSETS(UPS)	5,35,001.00				5,35,001.00	15%	4,00,151.00	20,228.00	-	20,228.00			4,20,379.00	1,14,622.00
19	SPRINKLER & DRIP SYSTEM	3,36,219.00				3,36,219.00	15%	2,88,863.00	7,103.00	-	7,103.00			2,95,966.00	40,253.00
20	DEAD STOCK	10,98,918.97			10,89,185.12	9,733.85	10%	6,26,207.00	46.00	-	46.00	6,16,936.00		9,317.00	416.85
21	VEHICLE	2,900.00				2,900.00	15%	1,119.00	267.00	-	267.00			1,386.00	1,514.00
22	AMBULANCE (OMNI)	2,48,482.00				2,48,482.00	15%	1,74,799.00	11,052.00	-	11,052.00			1,85,851.00	62,631.00
	TOTAL (B)	30,54,66,543.68	1,41,71,386.00	1,60,41,798.69	16,01,484.12	33,40,78,244.25		22,45,27,353.82	2,09,23,045.00	17,35,338.00	2,26,58,383.00	10,99,593.00	-	24,60,86,143.82	8,79,92,100.43
	TOTAL (A + B)	54,80,77,378.56	3,86,62,683.00	2,45,98,592.69	2,37,83,055.12	58,75,55,599.13		34,07,80,652.82	2,63,78,476.00	17,63,006.00	2,81,41,482.00	10,99,593.00	6,95,18,894.81	36,78,22,541.82	21,97,33,057.31

NAGPUR
DATE :- 20/06/2017



FOR A.A.SOLAO & CO.
CHARTERED ACCOUNTANTS

PROPRIETOR
[M.NO.016466]

YESHWANTRAO CHAVAN COLLEGE OF ENGINEERING - NAGPUR [COLLEGE CONSOLIDATED]

MANAGED BY :- NAGAR YUWAK SHIKSHAN SANSTHA - NAGPUR

ANNEXURE "BB"

SUNDRY LIABILITIES (CREDIT) AND RECOVERIES (DEBIT) AS ON 31st MAR CH - 2017

PARTICULARS	CREDIT	DEBIT
A) STUDENTS		
Book Bank Deposit (BE)	10,826.00	
Outstanding Exam. Fees		2,400.00
Registration Fees (BE)	1,05,20,382.00	
Registration Fees (M Tech)	5,47,432.00	
Scholarship (Govt of Mah) BE	9,93,876.00	
Admission Thru CAPS (III round)	4,80,577.00	
Outstanding Fee (BE)		17,15,40,695.00
Outstanding Fee (PTDC)		3,17,582.00
Outstanding Fee (M Tech)		32,63,144.00
Total "A"	1,25,53,093.00	17,51,23,821.00
B) University		
University Exam Fees	1,30,238.00	
Total "B"	1,30,238.00	-
C) STAFF		
Security Deposit Staff	7,31,402.00	
Employees Contribution to PF	4,709.00	
Contractual Staff Contribution to PF	28,968.00	
Remuneration CAC payable	11,67,977.00	
Holdup Salary Staff	40,648.00	
Other payable to staff	1,26,000.00	
Other staff deduction (SD)	37.00	
Staff Advances	955.00	1,06,314.00
Total "C"	21,00,696.00	1,06,314.00
D) OTHERS		
Tax Deducted at Source	4,50,976.00	-
Security Deposits Contractor	21,40,809.00	
Consultancy Charges Receivable		1,80,000.00
Security Deposits (Bus)		3,90,250.00
LIC Group gratuity Scheme		6,60,82,016.77
WCT-TDS	91,472.00	
IIT- Kharagpur		52,500.00
IIT- Gate Exam	990.00	
Total "D"	26,84,247.00	6,67,04,766.77
Total (A+B+C+D)	1,74,68,274.00	24,19,34,901.77

NAGPUR

DATE :- 20/06/2017



FOR A.A.SOLAO & CO.
CHARTERED ACCOUNTANTS

PROPRIETOR

[M.No.016466]

YESHWANTRAO CHAVAN COLLEGE OF ENGINEERING - NAGPUR [COLLEGE CONSOLIDATED]

MANAGED BY :- NAGAR YUWAK SHIKSHAN SANSTHA - NAGPUR

ANNEXURE - " CC"

LIST OF DEPOSIT & INVESTMENTS 31 st MARCH -2017

PARTICULARS			AMOUNT
INVESTMENTS			
Accrued Interest on PNB FDR	9,79,439.00		
Accrued Interest on TUCB FDR	51,065.00		
Interest Receivable (MSEDCL)	1,08,207.00		
FDR with TUCB (Mechanical Dept Corpus Fund)	7,70,139.00		
FDR with PNB Khamla	32,93,516.00		
FDR with TUCB	40,001.00	52,42,367.00	
DEPOSITS			
Gas Deposit (Vimal Services)	5,100.00		
Water Charges (Deposit)	36,483.00		
MSEB Deposit	11,38,841.00		
Nagpur University Reserve Fund	75,000.00		
Telephone Deposit	5,880.00	12,61,304.00	65,03,671.00
TOTAL RS.			65,03,671.00

ANNEXURE " DD"

LIST OF FUNDS (CREDIT) AS ON 31ST MARCH -2017

FUNDS	OPENING	ADDITION 2016-17	LESS : TRANSFER	CLOSING
				AS ON 31.03.2017
EXTERNAL				
Grant in Aid - AICTE	15,00,000.00		11,89,383.00	3,10,617.00
Grant In Aid - AICTE - MODROB	51,28,270.00		25,41,079.00	25,87,191.00
Grant In Aid - AICTE - RPS	54,52,148.00	34,556.00	22,73,173.00	32,13,531.00
Grant In Aid - AICTE- IIPC	8,52,110.00		6,75,280.00	1,76,830.00
Grant In Aid - AICTE- NAFETIC Scheme	24,00,000.00	12,00,000.00	20,13,681.00	15,86,319.00
Grant In Aid - DST	14,00,000.00		4,19,201.00	9,80,799.00
Grant In Aid - IIT Bombay	3,80,000.00		2,90,936.00	89,064.00
Grant In Aid - IIT Kharagpur		60,000.00	60,000.00	-
Grant In Aid - Book Bank - SWD, Nagpur	21,43,500.00		10,05,042.00	11,38,458.00
Grant In Aid - GATE- Library (M Tech)	1,87,306.00		1,43,836.00	43,470.00
TEQIP Grant , Govt of Maharashtra	1,69,22,000.00		32,52,110.00	1,36,69,890.00
TOTAL (A)	3,63,65,334.00	12,94,556.00	1,38,63,721.00	2,37,96,169.00
INTERNAL				
Depreciation Fund	34,07,80,652.82	2,81,41,482.00	10,99,593.00	36,78,22,541.82
Building Revaluation Reserve	6,95,18,894.81			6,95,18,894.81
Building Fund	13,00,00,000.00	5,00,00,000.00		18,00,00,000.00
Alumni Fund	2,93,05,000.00	73,25,000.00	15,000.00	3,66,15,000.00
Development Fund	13,56,59,111.00	5,05,16,644.00	-	18,61,75,755.00
Departmental Development Fund	4,95,701.75	3,177.00		4,98,878.75
Mechanical Department - Corpus Fund	6,50,000.00			6,50,000.00
Staff Welfare Fund	2,08,928.00	98,609.92	-	3,07,537.92
Student Welfare Fund	2,29,78,060.00	81,02,896.00	37,60,829.00	2,73,20,127.00
Funds (TEQIP)	63,00,000.00			63,00,000.00
Group Gratuity Interest Fund	78,87,623.47	-	78,87,623.47	-
TOTAL (B)	74,37,83,971.85	14,41,87,808.92	1,27,63,045.47	87,52,08,735.30
TOTAL Rs. (A+B)	78,01,49,305.85	14,54,82,364.92	2,66,26,766.47	89,90,04,904.30

NAGPUR
DATE :- 20/06/2017



FOR A.A.SOLAO & CO.
CHARTERED ACCOUNTANTS

PROPRIETOR
[M.NO.016466]

YESHWANTRAO CHAVAN COLLEGE OF ENGINEERING - NAGPUR [COLLEGE CONSOLIDATED]

MANAGED BY :- NAGAR YUWAK SHIKSHAN SANSTHA - NAGPUR

ANNEXURE - "EE"

LIST OF PROVISION FOR EXPENSES AS ON 31 st MARCH-2017

PARTICULARS		AMOUNT
Provision for Water Charges	35,898.00	
Provision for PF Administrative Charges	95,471.00	
Provision For Workshop Programme	10,000.00	
Provision For Vehical Fuel Charges	15,047.00	
Provision for Professional Fee	45,000.00	
Provision for Campuse Expenses	64,579.00	
Provision for Coneyance	3,190.00	
Provision for Workshop (TA/DA) students	7,260.00	
Provision for Electricity Charges	11,28,098.00	
Provision for Employers' Contribution to PF	8,42,352.00	
Provision for Repair & Maintenance -Computer Equipments	83,303.00	
Provision for Repair & Maintenance -Building	88,310.00	
Provision for Repair & Maintenance - Equipments	27,185.00	
Provision for Repair & Maintenance - Electrical	4,500.00	
Provision for Repair & Maintenance - Furniture & Fixture	2,706.00	
Provision for Repair & Maintenance -Vehicle	8,120.00	
Provision for Hono Remuneration Expenses	31,000.00	
Provision for Internal Audit Fees	2,52,000.00	
Provision for Salary & Allowances	2,89,71,925.00	
Provision for Travelling & Conveyance	19,000.00	
Provision for Students Project Expenses	3,39,253.00	
Provision for Skilled /Unskilled Man Power	6,323.00	
Provision for Staff Welfare	46,947.00	
Provision for Telephone Charges	43,391.00	
Provision for Paper Presentation(Student)	1,550.00	
Provision for Paper Presentation(Staff)	9,865.00	
Provision for Expenses	68,470.00	
Provision for Expenses (M-tech.)	56,554.00	
Provision for Industrial Tour & Visit	69,445.00	
Pre-Paid Expenses for Membership Fees		17,167.00
Pre-Paid Repair & Maintenance - Computer Equipments		2,28,480.00
Pre-Paid Repair & Maintenance - Office Equipments		8,728.00
Pre-Paid RTO Tax Expenses		1,006.00
Pre-Paid Software Expenses		2,97,940.00
PrePaid Internet Expenses		1,17,861.00
Prepaid Web Expenses		43,142.00
Prepaid Staff medicliam Policy		5,200.00
PrePaid Telephone Internet		109.00
Prepaid Insurance Expenses		55,761.00
TOTAL RS..	3,23,76,742.00	7,75,394.00

NAGPUR

DATE :- 20/06/2017



FOR A.A.SOLAO & CO.
CHARTERED ACCOUNTANTS

PROPRIETOR


[M.No.016466]

YESHWANTRAO CHAVAN COLLEGE OF ENGINEERING - NAGPUR [COLLEGE CONSOLIDATED]
MANAGED BY :- NAGAR YUWAK SHIKSHAN SANSTHA - NAGPUR
ANNEXURE - " FF"
LIST OF SUNDRY CREDITORS & DEBTORS AS ON 31ST MARCH -2017

PARTICULARS	CREDIT	DEBIT
Alok Agarwal & Brothers	21,358.00	
A. M. Khan	4,57,365.00	
Audio Point	19,991.00	
Escon Electronics & Electricals	5,588.00	
Ghanshyam Titarmare	7,322.00	
Kanchan D Bhagat		15,000.00
Krips Elevator & Electricals	67,516.00	
Krishna Gangaa Enviro System Pvt Ltd	6,713.00	
Nair Fabrication Works	5,697.00	
Niraj Decor	29,194.00	
OTIS Elevator Company [India] Limited	2,450.00	
Pranjali Enterprises, Nagpur	14,355.00	
Premier Electricals	2,720.00	
Royal Refrigeration & Rewinding Works	3,675.00	
Shri Gajanan Constructions	25,352.00	
Sudhir Electricals & Contractors	33,515.00	
Surendra Kalambhe	18,035.00	
Tank Care Services	39,836.00	
Tirupati Construction Co.	29,72,259.00	
Utkarsha Enterprises	13,04,799.00	
Yamuna Technologies	65,172.00	
Aai Bhawani Gruh Udyog	23,886.00	
Aakruti Power Engineers	41,320.00	
Abhijeet Petroleum	29,502.00	
Access Sales & Service	32,174.00	
Aditi Creations	15,250.00	
Afsa Traders	55,380.00	
Airport Centre Point	8,755.00	
Alfa Enterprises	1,95,361.00	
A M Communications	15,566.00	
Anand Cartridge Point	9,350.00	
Ashwin Electricals	1,77,870.00	
Aspiring Minds Assessment Private Limited	2,99,235.00	
Atharva Refrigeration & Electrical	13,916.00	
AtharvaTheatres	4,400.00	
A V R Sales Corporation	5,29,761.00	
Awani Arts	12,150.00	
Bharat Hardware & Iron Stores	642.00	
Bharat Machinery & Mill Stores	26,720.00	
Bhargava Enterprisess	300.00	
Confiar Hub	4,767.00	
Copypro Technologies Pvt Ltd	15,000.00	
Deepak Gupta	1,47,000.00	



Dicksons Engineering Co- Pvt Ltd Nagpur	19,046.00	
Eisha Marketing Corporation	66,684.00	
Hadke Pankaj	69,682.00	
Hardware & Tools Centre	65,952.00	
Hariganga Borewells	1,70,023.00	
Hi-Tech Communication & Security Systems	1,21,844.00	
H.K.Udyog	1,760.00	
Holdup Bill	7,75,722.00	
Host Matrix		53,488.00
Hotel Heritage Embassy	2,722.00	
Jagsons Travels Pvt Ltd	29,076.00	
Jaika Motors Limited	6,580.00	
Kishor Metals	30,000.00	
Kone Elevator India Pvt Ltd		64,700.00
Lawrence & Mayo (India) Pvt Ltd	49,535.00	
Laxmi Art & Binding Work	49,330.00	
Laxmi Sales & Agencies	20,781.00	
Luvy Motors	2,450.00	
Mah Rajya Sah Dudh Mahasangh Maryadit		1,084.00
Media World	3,760.00	
M. M. Traders	36,850.00	
M/s Johnson Lifts Private Limited		10,62,000.00
Navles Technologies		18,836.00
Nawaz Electronics	26,244.00	
Network Solutions	79,712.00	
New Rahul Sports	47,404.00	
New Shriniketan Printing Press	17,219.00	
Orange Delight		3,635.00
Orchid Flower Decoration	28,910.00	
Overseas Engineering Corporation	15,501.00	
Panchsheel Photo Studio	3,675.00	
Panipat Carpets	30,163.00	
Paragon Enterprises	11,132.00	
Parekh Communication	20,985.00	
Pawansut Travel Pvt. Ltd.	1,96,862.00	
Powerica Limited		1,38,592.00
Prosound Systems	2,44,276.00	
Pulse Systems	25,320.00	
Pushpak Book Depot	3,01,212.00	
Radisson Blu Hotel	50,588.00	
Rajendra Paper Mart	29,044.00	
Rapid Printers	81,283.00	
Rasoighar Restaurant	83,819.00	
R. N. Engineers	18,963.00	
Rohit Enterprises & Telecom		30,000.00
Samar Chemicals Nagpur	7,491.00	
Sanako Education India Pvt Ltd.	34,177.00	
Sap Computers	6,775.00	
Scientech Technologies Pvt. Ltd.	2,520.00	
Securix Multiple Solution		1,12,534.00



Shiv Shakti Cushion Works	12,639.00	
Shree Narayana Scientific	14,777.00	
Shree Traders	10,260.00	
Silicom Systems	6,600.00	
Simi Electronics	42,025.00	
S. S. Sales & Services	11,846.00	
Star Electronics	10,584.00	
Step Electronics Pvt Ltd.,	8,70,000.00	
Supreme Stationers & Printers	1,55,687.00	
Suresh Indu Lasers Pvt Ltd.,		20,000.00
S.V.Marketing	15,912.00	
SVS TEchnologies		4,463.00
Swaragi Restaurant	4,56,855.00	
Swaraj Enterprises	4,640.00	
Swastik Acids & Chemicals	62,205.00	
Taori Marketing		5,040.00
The Nagpur Ashok	9,219.00	
The Upper India Scientific Com.	36,559.00	
Trancetech Electro Services	2,600.00	
Unique Stationers	9,826.00	
Variety Sports	4,170.00	
Vedika Graphics	25,452.00	
Venus Book Centre	70,842.00	
Vijaylaxmi Sales Corporation	1,11,050.00	
Vijay Travels	9,353.00	
Vipul Prints	8,768.00	
Vivek Mandap Decoration	1,48,273.00	
Yash Enterprises	71,854.00	
Petro Cards (Abhijeet Petroleum-4303 com bus)	24,294.70	
Petro Cards (Abhijeet Petroleum)		1,519.55
TOTAL RS.	1,18,52,579.70	15,30,891.55

NAGPUR
DATE:- 20/06/2017



FOR A.A.SOLAO & CO.
CHARTERED ACCOUNTANTS

[Signature]
PROPRIETOR
[M.NO.016466]

YESHWANTRAO CHAVAN COLLEGE OF ENGINEERING - NAGPUR [COLLEGE CONSOLIDATED]

MANAGED BY :- NAGAR YUWAK SHIKSHAN SANSTHA - NAGPUR

ANNEXURE - " GG"

LIST OF CLOSING BALANCES AS ON 31 st MARCH-2017

PARTICULARS		CLOSING
<u>A) CASH IN HAND</u>		81,809.00
<u>B) BANK</u>		
Canara Bank Joint Escrow A/c 51646	10,453.00	
Union Bank of India A/c 443801010035155 (PTC)	17,565.50	
Nag,Dist Central Co-op.Bank,Hangna A/C 6819	1,12,301.09	
Tirupati Urban Co-op.Bank A/c. No.273	8,88,466.94	
Punjab National Bank A/c 1472002100003909	11,55,895.99	
Punjab National Bank A/c 1472002100377408	1,63,977.54	
Punjab National Bank A/c 1472002100023624	3,25,702.99	
Punjab National Bank A/c 1472002100021431	46,731.37	
Punjab National Bank A/c 1472002100026108(GGCA)	98,540.99	
ICICI Bank Ltd 005905017285	39,806.59	
Tirupati Urban Co-op Bank A/c. No.03	1,71,822.00	
Tirupati Urban Co-op.Bank A/c. No.04	4,43,349.40	
Tirupati Urban Co-op.Bank A/c. No.130	51,20,990.17	
Tirupati Urban Co-op.Bank A/c. No.2137 (Scholarship)	1,58,163.00	
Tirupati Urban Co-op.Bank A/c. No 459	7,19,717.00	
Tirupati Urban Co-op.Bank A/c. No.402	68,703.60	95,42,187.17
TOTAL RS..		96,23,996.17



FOR A.A.SOLAO & CO.
CHARTERED ACCOUNTANTS

NAGPUR

DATE :- 20/06/2017

PROPRIETOR

[M.No.016466]

YESHWANTRAO CHAVAN COLLEGE OF ENGINEERING - NAGPUR [COLLEGE CONSOLIDATED]


MANAGED BY : - NAGAR YUWAK SHIKSHAN SANSTHA - NAGPUR

CONSOLIDATED INCOME AND EXPENDITURE ACCOUNT

FOR THE YEAR ENDED ON 31ST MARCH-2017

EXPENDITURE		AMOUNT		INCOME	AMOUNT
TO, EDUCATIONAL EXPENDITURE			BY,	INCOME : (ANN"A")	
SALARIES & ALLOWANCES (ANN"B")	36,87,30,223.84			FEEES AND FINES	58,43,12,996.00
CONTINGENCIES (ANN"C")	12,12,79,395.30			OTHER INCOME	71,62,791.88
INTEREST PAID ON TEQIP LOAN	30,41,293.00				
FINANCIAL EXPENSES (ANN"D")	2,60,66,708.00	51,91,17,620.14			
TO, DEPRECIATION (ANN"AA")	2,81,41,482.00				
Less :- Depreciation on Assets acquired through Capital Grant to the extent written back	1,05,51,611.00	1,75,89,871.00			
TO, TRANSFER TO BUILDING FUND		5,00,00,000.00			
TO, EXCESS OF INCOME OVER EXPENDITURE (Carried Over to Society A/c)		47,68,296.74			
TOTAL RS..	59,14,75,787.88	59,14,75,787.88		TOTAL RS..	59,14,75,787.88

AS PER OUR REPORTS OF EVEN DATE
FOR A.A.SOLAO & CO.
CHARTERED ACCOUNTANT



PROPRIETOR
[M.NO.016466]

NAGPUR
DATE :- 20/06/2017

YESHWANTRAO CHAVAN COLLEGE OF ENGINEERING - NAGPUR [COLLEGE CONSOLIDATED]

MANAGED BY :- NAGAR YUWAK SHIKSHAN SANSTHA - NAGPUR


ANNEXURE "A"

LIST OF INCOMES FOR THE YEAR ENDED ON 31st March - 2017

PARTICULAR		AMOUNT
<u>FEES & FINES</u>		58,43,12,996.00
<u>OTHER INCOME</u>		
Interest Received	10,13,047.00	
Book Bank Charges	3,088.00	
Canteen Rent	2,39,000.00	
Consultancy Charges (Receipts)	8,67,013.00	
Discount Received	6,90,789.00	
Miscellaneous A/cs Written Back	87,658.88	
Miscellaneous Income	10,64,401.00	
Notice Period Recovery	1,86,854.00	
Online Examination Income	4,70,542.00	
Penalties	3,65,653.00	
Practical Charges Received	11,970.00	
Prior Period Income	1,61,405.00	
Profit on Sale of Assets	15,959.00	
Sale of Used Answer sheet & Scrap Books	2,80,563.00	
Sponsorship receipts	11,35,766.00	
Testing Charges	6,283.00	
Workshop charges	5,62,800.00	
		71,62,791.88
TOTAL RS..		59,14,75,787.88

NAGPUR

DATE :- 20/06/2017



FOR A.A.SOLAO & CO.
CHARTERED ACCOUNTANT

PROPRIETOR

[M.No.016466]


YESHWANTRAO CHAVAN COLLEGE OF ENGINEERING - NAGPUR [COLLEGE CONSOLIDATED]

MANAGED BY :- NAGAR YUWAK SHIKSHAN SANSTHA - NAGPUR

ANNEXURE - " B "

LIST OF SALARIES & ALLOWANCES FOR THE YEAR ENDED 31st MARCH-2017

PARTICULARS		AMOUNT
<u>SALARIES AND ALLOWANCES</u>		
Salaries & Allowances - Teaching	26,46,34,021.00	
Salaries & Allowances - Non Teaching	8,57,31,123.50	35,03,65,144.50
Retainership		17,22,137.00
<u>Contribution to Retirement Benefits</u>		
Employer's Contribution to Provident Fund	98,89,978.00	
P F Administrative Charges	11,23,370.00	
Mortality Charges (LIC GGCA)	2,56,545.34	
Staff Mediclaim	27,67,864.00	1,40,37,757.34
<u>Gratuity Paid to Staff</u>		26,05,185.00
	TOTAL Rs.	36,87,30,223.84



FOR A.A.SOLAO & CO.
CHARTERED ACCOUNTANT


[Signature]
PROPRIETOR
[M.No.016466]

NAGPUR


DATE :- 20/06/2017

YESHWANTRAO CHAVAN COLLEGE OF ENGINEERING - NAGPUR [COLLEGE CONSOLIDATED]
MANAGED BY :- NAGAR YUWAK SHIKSHAN SANSTHA - NAGPUR
ANNEXURE - "C"
LIST OF CONTINGENCIES FOR THE YEAR ENDED ON 31 st MARCH-2017

PARTICULARS		AMOUNT
<u>Insurance</u>		
Cash Insurance	4,407.00	
Fire Insurance	1,44,268.00	
Property Insurance	1,321.00	
Vehicle Insurance	14,330.00	1,64,326.00
<u>Rent Taxes & Other Charges</u>		
R T O Tax (Jeep)	1,797.00	
Vehicle Fuel Charges	15,71,137.15	15,72,934.15
<u>Repair & Maintenance</u>		
Repair & Maintenance- Building	83,05,184.00*	
Repair & Maintenance-Computer Equipments	16,51,471.00	
Repair & Maintenance-Furniture & Fixture	9,86,297.00	
Repair & Maintenance-Electricals	17,37,105.00	
Repair & Maintenance-Equipments	3,83,698.00	
Repair & Maintenance-DG.Set	20,616.00	
Repair & Maintenance-Super Phone	3,402.00	
Repair & Maintenance- EPABX	10,802.00	
Repair & Maintenance-Vehicles	3,03,435.00	
Repair & Maintenance- Office Equipment	8,48,427.00	
Garden Maintenance	6,45,025.00	
Campus Expenses	4,56,772.00	1,53,52,234.00
<u>Autonomy Expenses</u>		1,17,28,891.00
<u>Seminars/Workshops (Staff)</u>		
Academic Advisory Board Expenses	10,418.00	
Faculty Development Programme	1,74,844.00	
STTP Expenses	3,400.00	
Departmental Level Assessment Expenses	36,971.00	
Departmental Advisory Committee Meeting	4,108.00	
Programme Expenses	41,230.00	
Prizes & Awards (Staff)	4,87,250.00	
PQAI Seminar Expenses	1,11,898.00	
Staff Recruitment & Training	7,952.00	
Staff Welfare Expenses	99,383.00	
Workshops (TA/DA Registration Fees)	2,13,821.00	
Workshops Program Expenses	11,22,788.00	23,14,063.00
<u>Other Contingencies</u>		
Accreditation Expenses	11,70,180.00	
Administration Expenses	25,34,500.00	
AICTE Fees	2,00,000.00	
Advertisement Expenses	23,68,496.00	
Affiliation & Continuation Fees	9,95,800.00	
Assets Written Off	5,00,151.12	
Audit Fees	21,72,038.00	
Binding Charges	1,06,308.00	



Bank Commission & Other Charges	50,769.20
Cleaning & Sweeping Charges	2,02,172.00
College Expenses (Common Amenities)	28,09,942.00
Computer Stationery	2,49,620.00
Committee Inspection Charges	20,479.00
Computer Bus Expenses (MH-31-CQ-4303)	16,600.00
Conveyance Expenses	1,00,035.00
Electricity Charges	61,34,895.69
DTEL expenses	4,000.00
Designing Charges	3,08,695.00
Fees For NBA	80,500.00
Freight ,Cartage & Octroi	4,134.00
Generator Diesel Expenses	2,32,767.00
GGCA Fund Management Charges	4,04,572.61
Hire Charges	45,49,158.00
Honorarium & Conveyance	13,659.00
Internal Audit Expenses	1,41,789.00
Internal Audit Fees	13,59,315.00
Internet Expenses	4,79,246.00
Journals & Periodicals (Expenses)	39,69,821.00
Laboratory Consumables & Expenses	10,19,465.00
Laboratory Consumables (MODROB)	10,554.00
Legal Charges	28,111.00
Mentor Honorarium and Expenses	40,000.00
Membership Fee	84,733.00
Mentoring Expenses	50,69,000.00
Miscellaneous Expenses	2,401.80
Newspaper & Magazines	31,767.00
NAFETIC - Recurring Expenses	2,04,250.00
NAAC Committee Expenses	2,77,285.00
Office Expenses	9,42,002.86
Interest on TDS	6,448.00
Petrol & Diesel Expenses	51,974.00
Postage & Telegram	29,289.00
Printing & Stationery	11,77,235.87
Processing Fees(FRA)	12,77,365.00
Processing Fees(ARA)	7,96,800.00
PhD Registration fees to University	1,26,650.00
Programme Expenses	4,581.00
Professional fees	32,23,738.00
Scooter Stand Charges	1,47,581.00
Software Expenses	43,11,533.00
Staff Welfare Expenses	8,72,667.00
Sponsorship Cultural	1,04,000.00
Testing Charges Ph D	31,375.00
Telephone & Internet Expenses	5,82,717.00
Technical Advisory Charges	33,855.00
Transportation Charges	1,24,700.00
Telephone Expenses	64,315.00
Travelling & Conveyance Expenses	2,21,237.00



Uniform Expenses	62,504.00	5,28,14,156.15
Unserviceable Goods Charged Off	2,751.00	
Water Charges	3,83,151.00	
Web Expenses	2,31,200.00	
Xerox Expenses	57,277.00	
<u>Research & Development</u>		
Departmental Magazine Expenses	1,93,633.00	8,94,248.00
Copy Rights & Patents	53,304.00	
Research & Development	1,00,415.00	
Paper Presentation at Conferences (Outside India)	1,75,000.00	
Paper Presentation at Conferences (Within India)	2,60,594.00	
Visiting Scientist	53,028.00	
Research Journal - College	58,274.00	
<u>Student Centric Expenses</u>		
Anthahen Expenses	83,328.00	
Compufest Expenses	1,18,927.00	
Electrica Expenses	78,725.00	
I-Con Expenses	1,98,005.00	
I-Tech Roots	34,841.00	
Admission Branding Expenses	3,000.00	
Induction Programme	968.00	
Spandan Expenses	3,36,291.00	
Dental Checkup Expenses	28,16,500.00	
Mech-Fiesta Expenses	30,648.00	
Education Fair Expenses	26,000.00	
Pratikruti Expenses	3,67,352.00	
Farewell Expenses	2,00,239.00	
Fees Concession Students	33,43,013.00	
Alumni Meet Expenses	99,285.00	
Freshers Day	35,569.00	
Games & Sports Expenses	22,94,094.00	
Gathering & Cultural Activities	16,62,613.00	
Guest Lecture Expenses	1,46,925.00	
Graduation Ceremony Expenses	1,82,324.00	
Minor Project Expenses	3,842.00	
Medical Expenses	56,33,000.00	
Model United Nations (MUN)	25,000.00	
HR Conclave	2,67,790.00	
Industrial Tour & Visit	7,93,449.00	
Installation Ceremony Expenses	7,831.00	
Meghotsav Expenses	2,26,187.00	
Paper Presentation at Conference(Student)	1,24,178.00	
Incentives for Paper Presentation (students)	35,000.00	
Parents Teachers Meet	79,320.00	
Prizes & Awards (Students)	5,83,500.00	
Project Seminar	1,81,267.00	



Student Project Expenses	11,41,649.00	
Student Project Competition Expenses	3,74,884.00	
Student Welfare Expenses	2,00,057.00	
Student Training Programme	1,33,68,264.00	
Training & Placement Expenses	10,01,376.00	
Teachers Day Celebration	10,165.00	
Visiting Professor	2,64,848.00	
Workshops (TA/DA student)	58,289.00	3,64,38,543.00
TOTAL RS..		12,12,79,395.30

ANNEXURE - " D "
LIST OF FINANCIAL EXPENSES FOR THE YEAR ENDED ON 31 st MARCH-2017

PARTICULARS		AMOUNT
<u>FINANCIAL EXPENSES</u>		
Bank Interest on CC Limit	1,06,58,688.00	
Bank Guarantee Charges	90,385.00	
Interest on Term Loan	1,39,48,315.00	
Loan Processing Charges	13,69,320.00	2,60,66,708.00
TOTAL Rs.		2,60,66,708.00

NAGPUR

DATE :- 20/06/2017

FOR A.A.SOLAO & CO.
CHARTERED ACCOUNTANTS

 PROPRIETOR
 [M.No.016466]